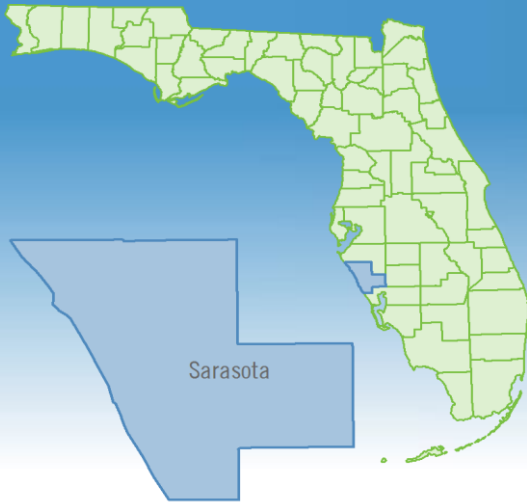


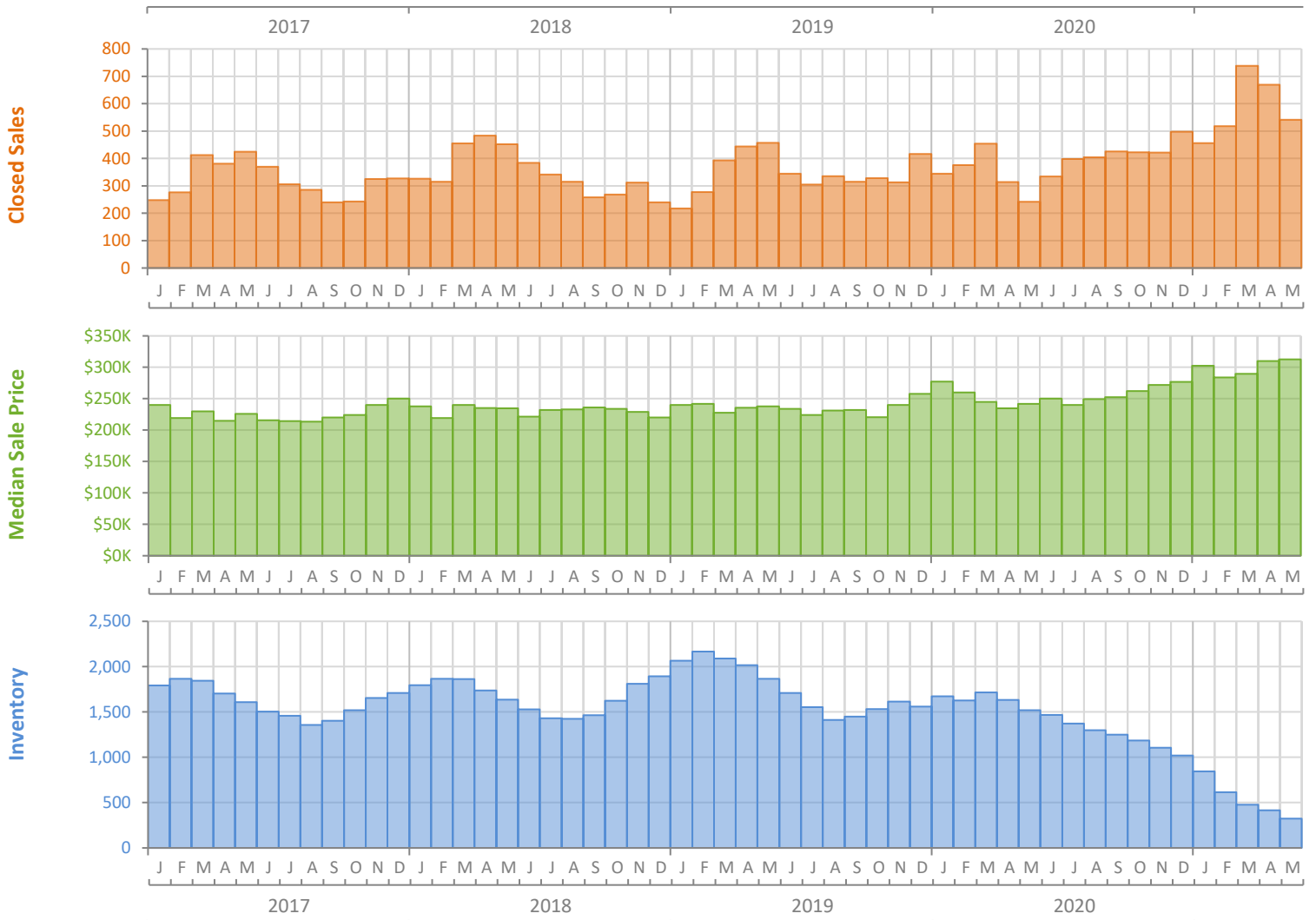
Monthly Market Summary - May 2021

Townhouses and Condos

Sarasota County



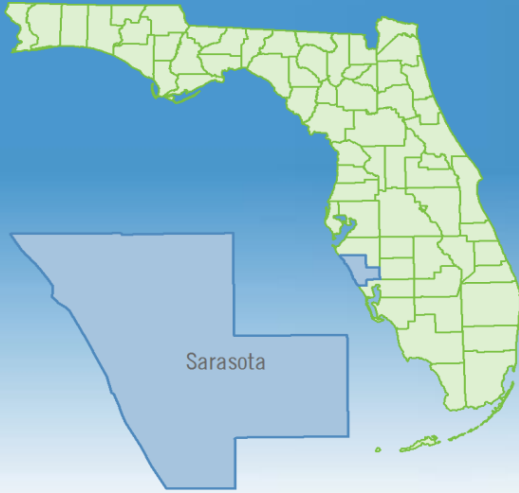
	May 2021	May 2020	Percent Change Year-over-Year
Closed Sales	541	242	123.6%
Paid in Cash	316	125	152.8%
Median Sale Price	\$312,500	\$241,750	29.3%
Average Sale Price	\$582,924	\$311,718	87.0%
Dollar Volume	\$315.4 Million	\$75.4 Million	318.1%
Med. Pct. of Orig. List Price Received	100.0%	95.2%	5.0%
Median Time to Contract	8 Days	43 Days	-81.4%
Median Time to Sale	56 Days	91 Days	-38.5%
New Pending Sales	518	363	42.7%
New Listings	437	317	37.9%
Pending Inventory	968	573	68.9%
Inventory (Active Listings)	324	1,519	-78.7%
Months Supply of Inventory	0.7	4.5	-84.4%



Monthly Distressed Market - May 2021

Townhouses and Condos

Sarasota County



		May 2021	May 2020	Percent Change Year-over-Year
Traditional	Closed Sales	539	235	129.4%
	Median Sale Price	\$314,990	\$245,000	28.6%
Foreclosure/REO	Closed Sales	1	7	-85.7%
	Median Sale Price	\$126,000	\$177,000	-28.8%
Short Sale	Closed Sales	1	0	N/A
	Median Sale Price	\$190,000	(No Sales)	N/A

