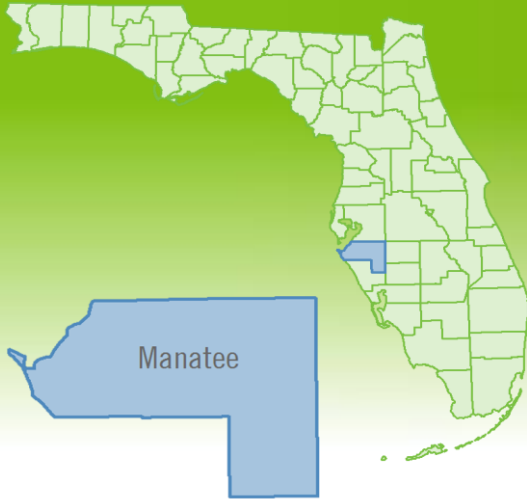


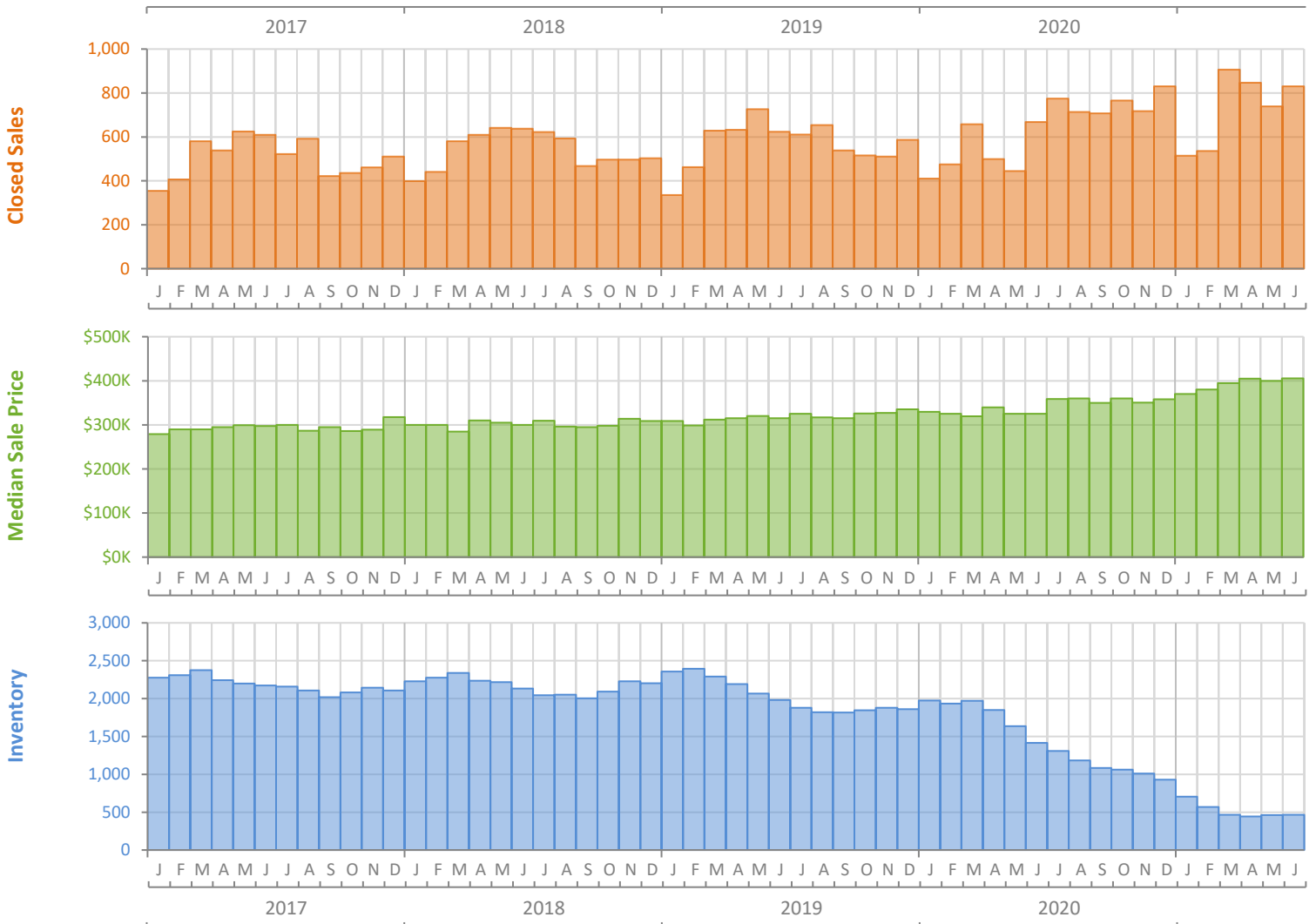
Monthly Market Summary - June 2021

Single-Family Homes

Manatee County



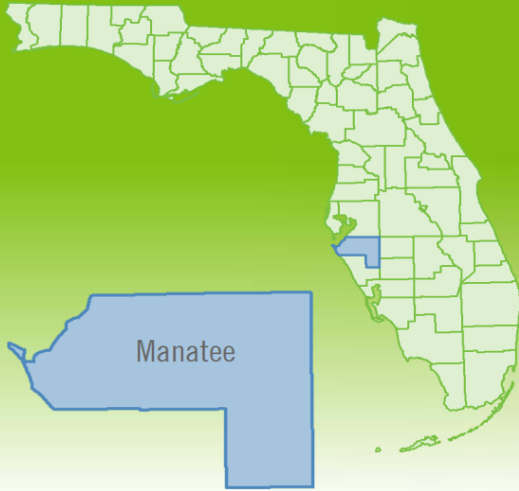
	June 2021	June 2020	Percent Change Year-over-Year
Closed Sales	830	668	24.3%
Paid in Cash	308	134	129.9%
Median Sale Price	\$405,305	\$325,000	24.7%
Average Sale Price	\$576,522	\$419,373	37.5%
Dollar Volume	\$478.5 Million	\$280.1 Million	70.8%
Med. Pct. of Orig. List Price Received	100.0%	96.6%	3.5%
Median Time to Contract	5 Days	56 Days	-91.1%
Median Time to Sale	48 Days	103 Days	-53.4%
New Pending Sales	700	801	-12.6%
New Listings	784	665	17.9%
Pending Inventory	1,080	1,076	0.4%
Inventory (Active Listings)	464	1,416	-67.2%
Months Supply of Inventory	0.6	2.6	-76.9%



Monthly Distressed Market - June 2021

Single-Family Homes

Manatee County



		June 2021	June 2020	Percent Change Year-over-Year
Traditional	Closed Sales	828	656	26.2%
	Median Sale Price	\$406,255	\$327,385	24.1%
Foreclosure/REO	Closed Sales	1	7	-85.7%
	Median Sale Price	\$263,000	\$245,621	7.1%
Short Sale	Closed Sales	1	5	-80.0%
	Median Sale Price	\$140,000	\$225,000	-37.8%

