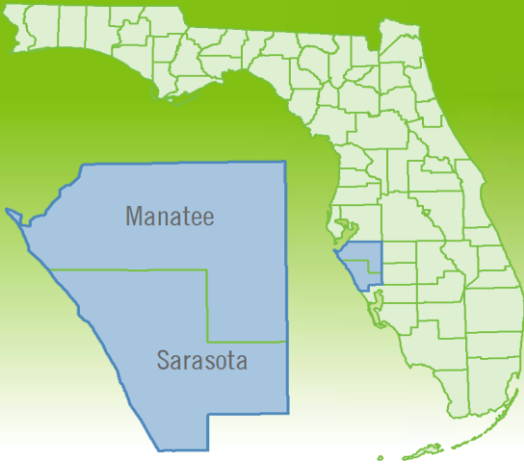


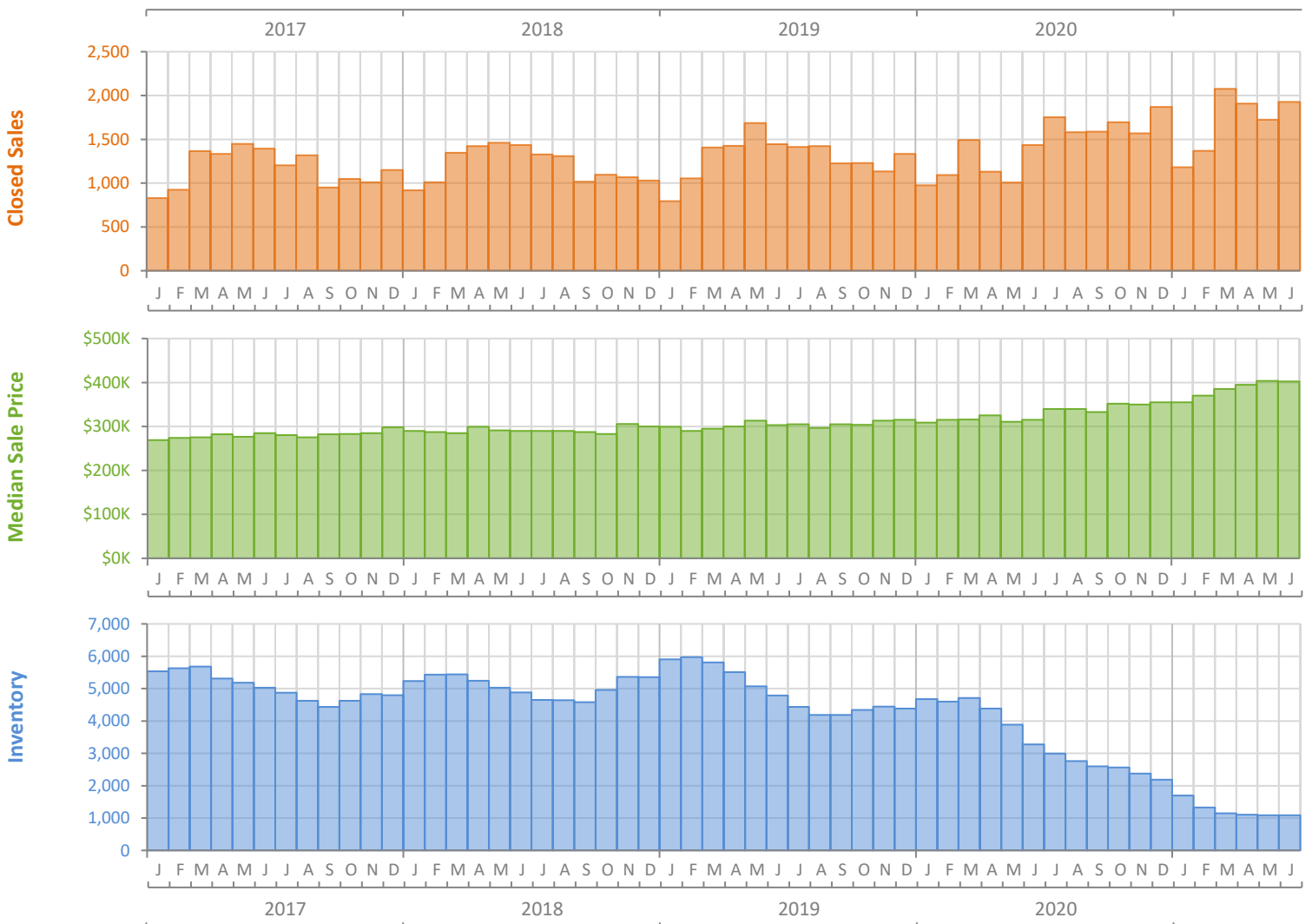
Monthly Market Summary - June 2021

Single-Family Homes

North Port-Sarasota-Bradenton MSA



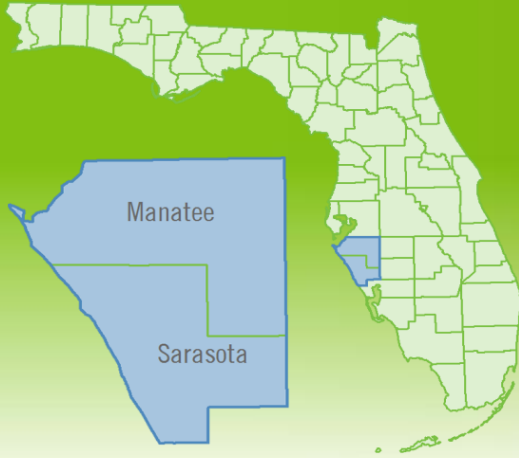
	June 2021	June 2020	Percent Change Year-over-Year
Closed Sales	1,927	1,436	34.2%
Paid in Cash	833	356	134.0%
Median Sale Price	\$402,500	\$315,000	27.8%
Average Sale Price	\$590,051	\$430,220	37.2%
Dollar Volume	\$1.1 Billion	\$617.8 Million	84.0%
Med. Pct. of Orig. List Price Received	100.0%	96.2%	4.0%
Median Time to Contract	5 Days	57 Days	-91.2%
Median Time to Sale	48 Days	103 Days	-53.4%
New Pending Sales	1,522	1,802	-15.5%
New Listings	1,699	1,381	23.0%
Pending Inventory	2,410	2,450	-1.6%
Inventory (Active Listings)	1,082	3,275	-67.0%
Months Supply of Inventory	0.6	2.6	-76.9%



Monthly Distressed Market - June 2021

Single-Family Homes

North Port-Sarasota-Bradenton MSA



		June 2021	June 2020	Percent Change Year-over-Year
Traditional	Closed Sales	1,921	1,403	36.9%
	Median Sale Price	\$404,800	\$320,000	26.5%
Foreclosure/REO	Closed Sales	3	23	-87.0%
	Median Sale Price	\$263,000	\$195,250	34.7%
Short Sale	Closed Sales	3	10	-70.0%
	Median Sale Price	\$226,200	\$190,950	18.5%

