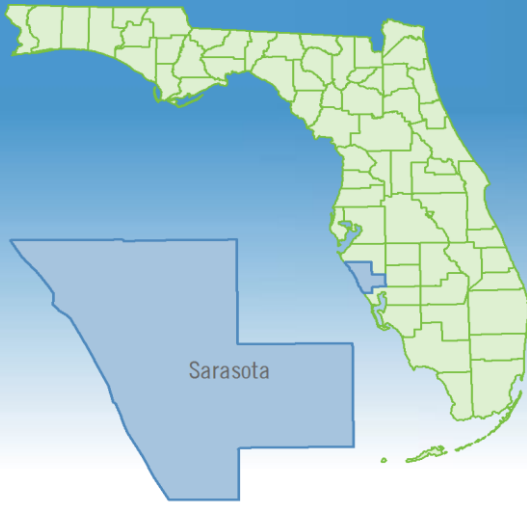


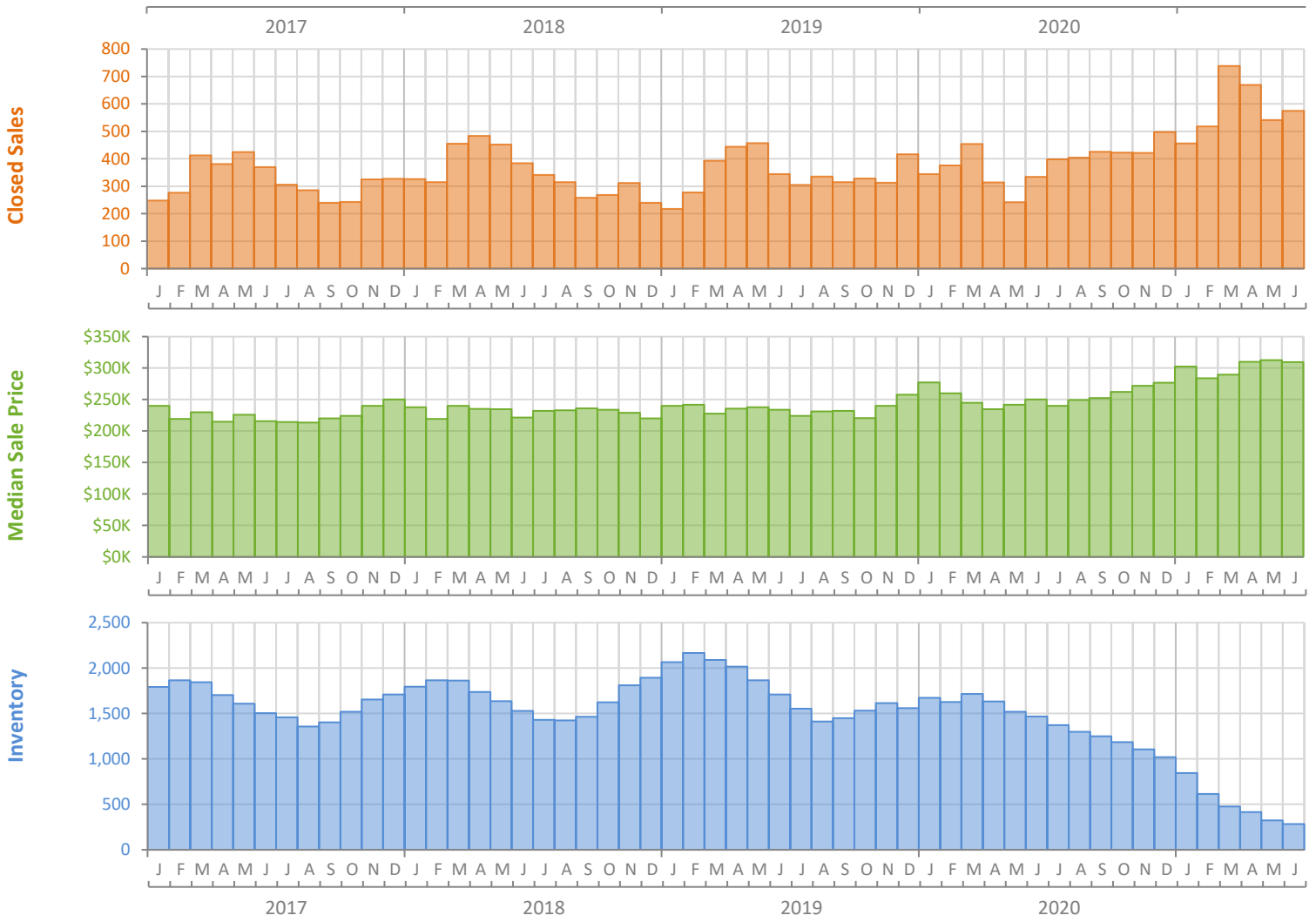
Monthly Market Summary - June 2021

Townhouses and Condos

Sarasota County



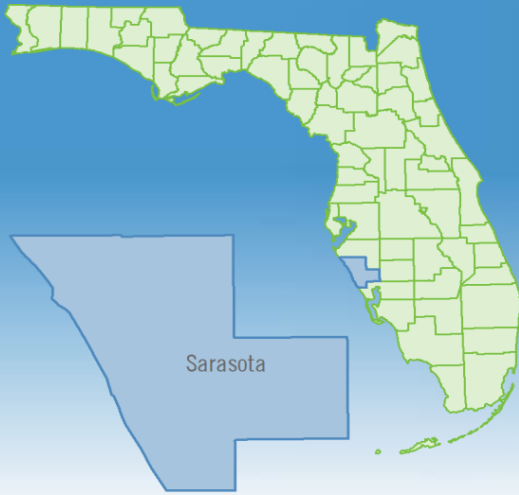
	June 2021	June 2020	Percent Change Year-over-Year
Closed Sales	575	334	72.2%
Paid in Cash	350	156	124.4%
Median Sale Price	\$309,700	\$249,990	23.9%
Average Sale Price	\$504,718	\$346,991	45.5%
Dollar Volume	\$290.2 Million	\$115.9 Million	150.4%
Med. Pct. of Orig. List Price Received	100.0%	94.0%	6.4%
Median Time to Contract	8 Days	74 Days	-89.2%
Median Time to Sale	51 Days	121 Days	-57.9%
New Pending Sales	404	441	-8.4%
New Listings	386	454	-15.0%
Pending Inventory	794	665	19.4%
Inventory (Active Listings)	282	1,466	-80.8%
Months Supply of Inventory	0.6	4.3	-86.0%



Monthly Distressed Market - June 2021

Townhouses and Condos

Sarasota County



		June 2021	June 2020	Percent Change Year-over-Year
Traditional	Closed Sales	574	332	72.9%
	Median Sale Price	\$309,850	\$249,990	23.9%
Foreclosure/REO	Closed Sales	1	2	-50.0%
	Median Sale Price	\$129,000	\$277,000	-53.4%
Short Sale	Closed Sales	0	0	N/A
	Median Sale Price	(No Sales)	(No Sales)	N/A

