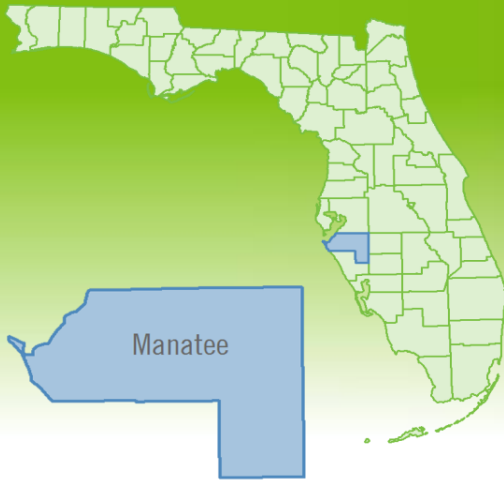


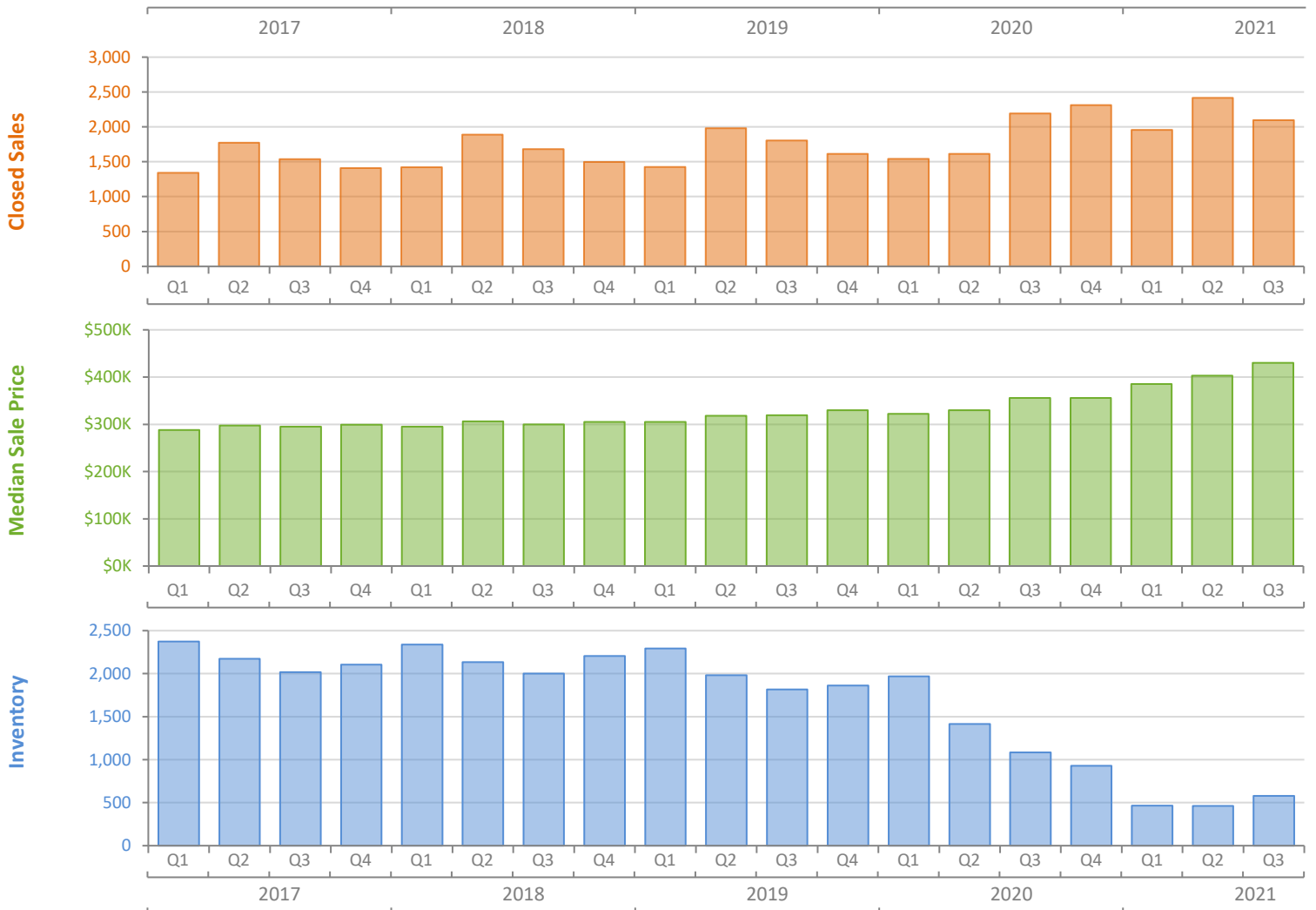
Quarterly Market Summary - Q3 2021

Single-Family Homes

Manatee County



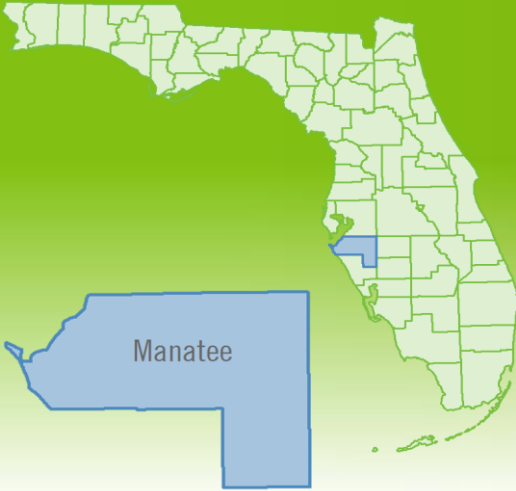
	Q3 2021	Q3 2020	Percent Change Year-over-Year
Closed Sales	2,098	2,194	-4.4%
Paid in Cash	790	506	56.1%
Median Sale Price	\$430,000	\$356,000	20.8%
Average Sale Price	\$575,249	\$478,552	20.2%
Dollar Volume	\$1.2 Billion	\$1.0 Billion	14.9%
Med. Pct. of Orig. List Price Received	100.0%	97.3%	2.8%
Median Time to Contract	6 Days	30 Days	-80.0%
Median Time to Sale	47 Days	76 Days	-38.2%
New Pending Sales	1,856	2,336	-20.5%
New Listings	2,203	2,180	1.1%
Pending Inventory	949	1,150	-17.5%
Inventory (Active Listings)	579	1,084	-46.6%
Months Supply of Inventory	0.8	1.9	-57.9%



Quarterly Distressed Market - Q3 2021

Single-Family Homes

Manatee County



		Q3 2021	Q3 2020	Percent Change Year-over-Year
Traditional	Closed Sales	2,090	2,164	-3.4%
	Median Sale Price	\$430,000	\$358,000	20.1%
Foreclosure/REO	Closed Sales	6	17	-64.7%
	Median Sale Price	\$250,532	\$269,000	-6.9%
Short Sale	Closed Sales	2	13	-84.6%
	Median Sale Price	\$177,500	\$250,000	-29.0%

