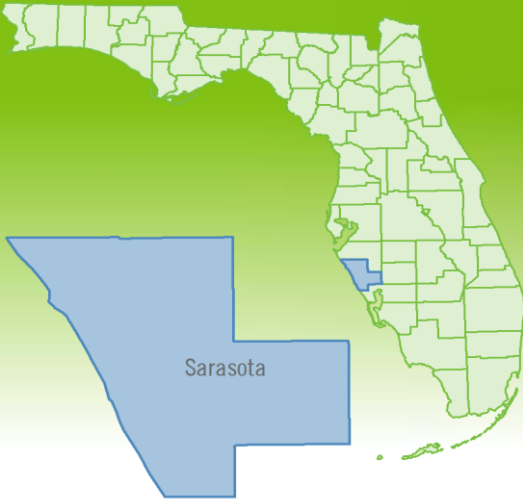


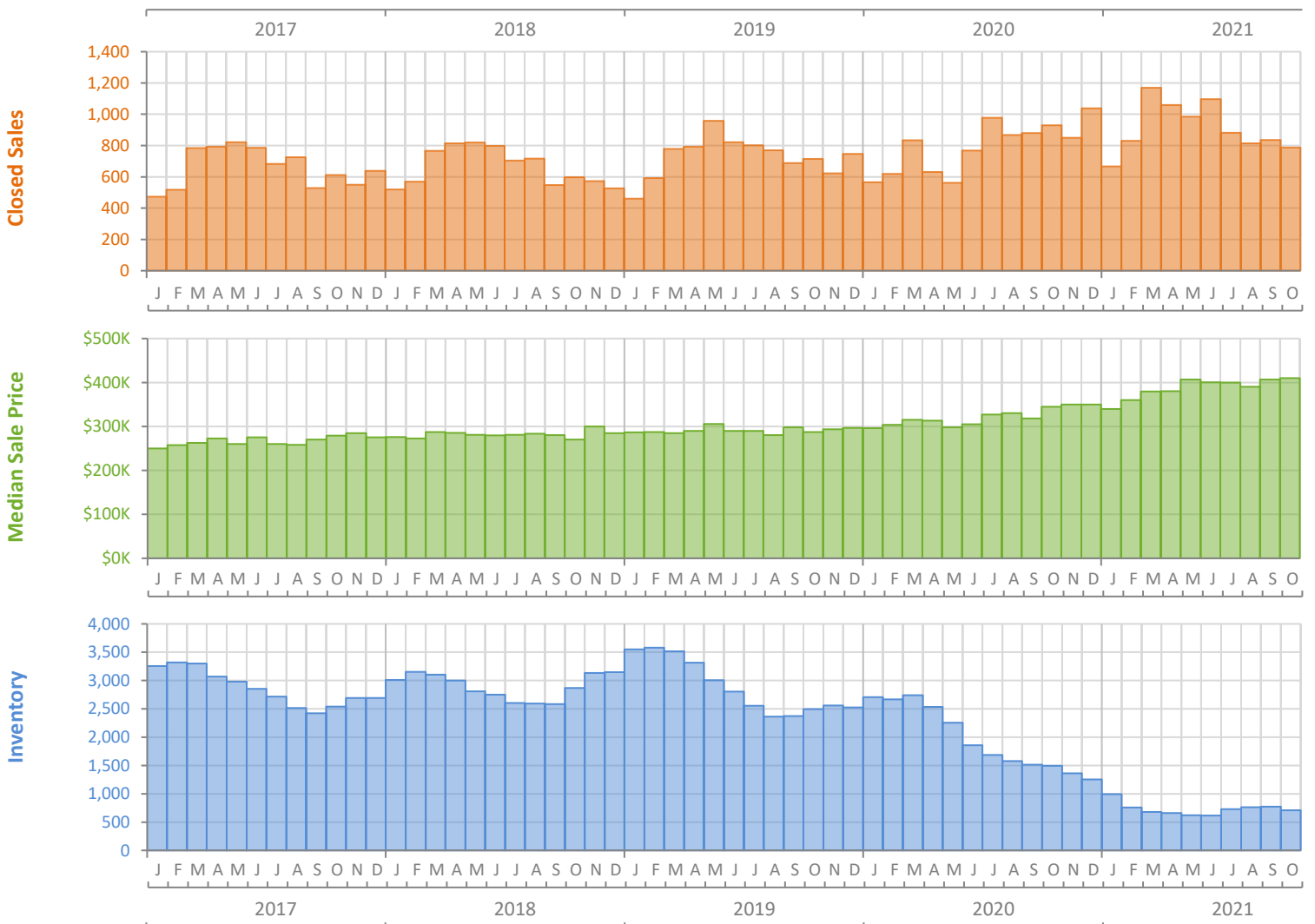
Monthly Market Summary - October 2021

Single-Family Homes

Sarasota County



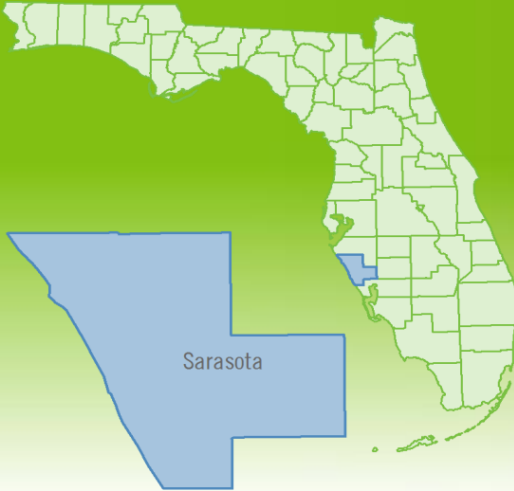
	October 2021	October 2020	Percent Change Year-over-Year
Closed Sales	788	929	-15.2%
Paid in Cash	339	290	16.9%
Median Sale Price	\$410,000	\$345,000	18.8%
Average Sale Price	\$593,562	\$494,250	20.1%
Dollar Volume	\$467.7 Million	\$459.2 Million	1.9%
Med. Pct. of Orig. List Price Received	100.0%	97.8%	2.2%
Median Time to Contract	7 Days	21 Days	-66.7%
Median Time to Sale	47 Days	69 Days	-31.9%
New Pending Sales	843	924	-8.8%
New Listings	829	1,009	-17.8%
Pending Inventory	1,266	1,407	-10.0%
Inventory (Active Listings)	709	1,496	-52.6%
Months Supply of Inventory	0.8	2.0	-60.0%



Monthly Distressed Market - October 2021

Single-Family Homes

Sarasota County



		October 2021	October 2020	Percent Change Year-over-Year
Traditional	Closed Sales	786	926	-15.1%
	Median Sale Price	\$410,000	\$345,250	18.8%
Foreclosure/REO	Closed Sales	1	2	-50.0%
	Median Sale Price	\$425,000	\$292,400	45.3%
Short Sale	Closed Sales	1	1	0.0%
	Median Sale Price	\$125,000	\$394,000	-68.3%

