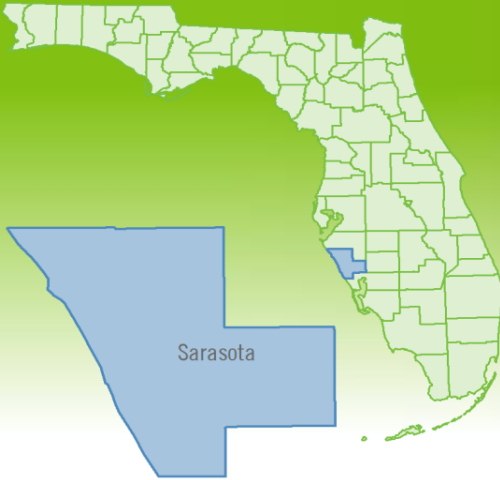


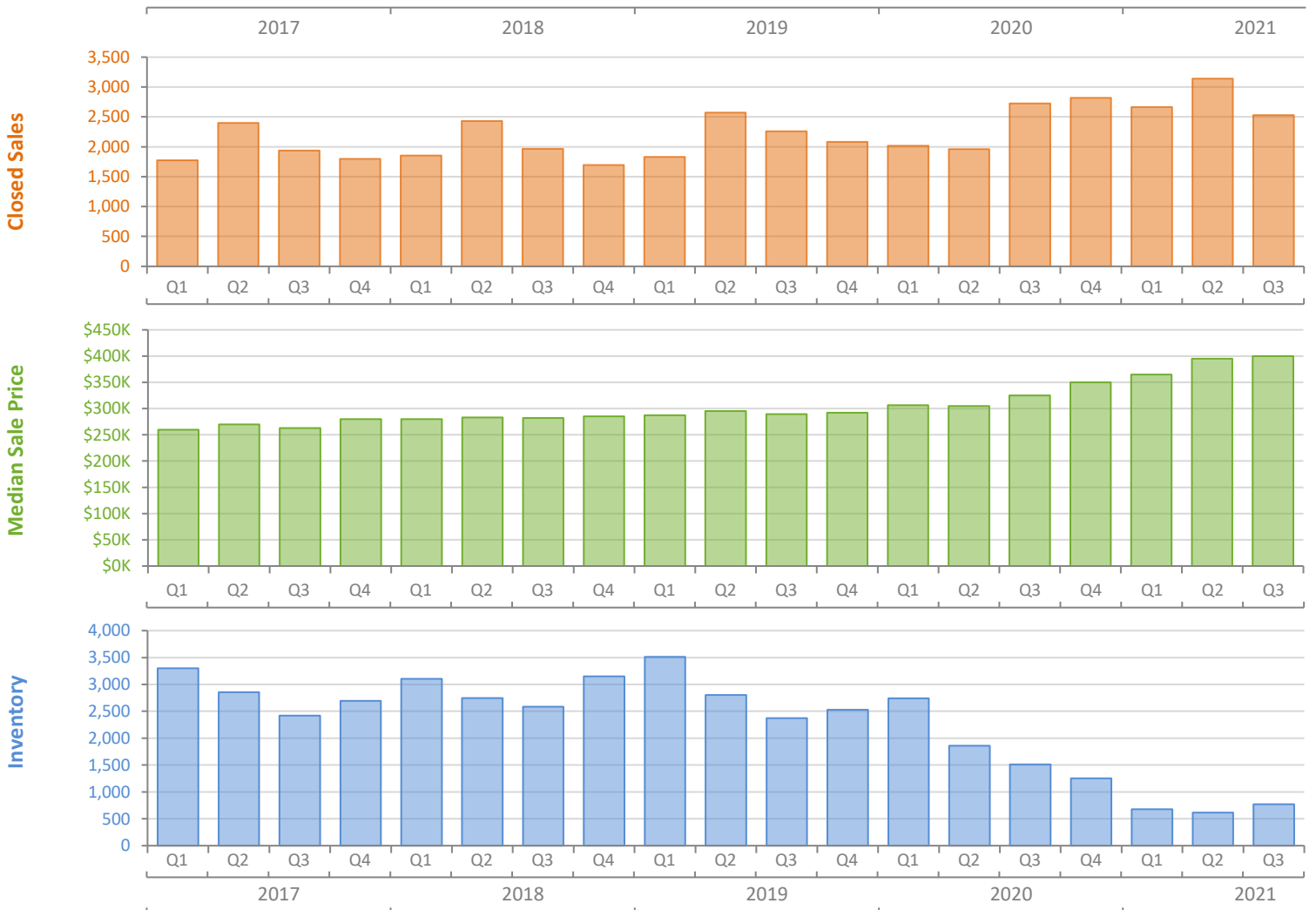
Quarterly Market Summary - Q3 2021

Single-Family Homes

Sarasota County



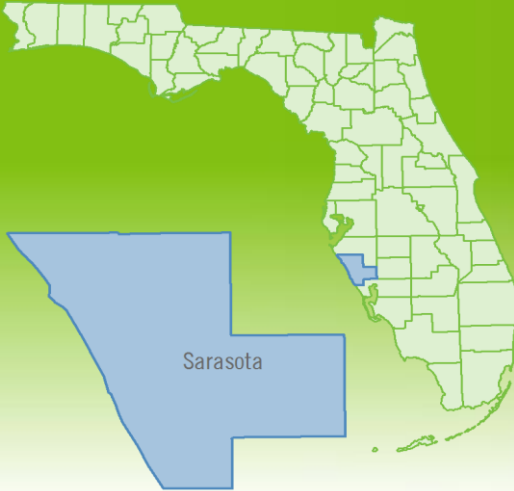
	Q3 2021	Q3 2020	Percent Change Year-over-Year
Closed Sales	2,532	2,725	-7.1%
Paid in Cash	1,146	853	34.3%
Median Sale Price	\$400,000	\$325,000	23.1%
Average Sale Price	\$560,546	\$460,584	21.7%
Dollar Volume	\$1.4 Billion	\$1.3 Billion	13.1%
Med. Pct. of Orig. List Price Received	100.0%	97.1%	3.0%
Median Time to Contract	6 Days	33 Days	-81.8%
Median Time to Sale	47 Days	80 Days	-41.3%
New Pending Sales	2,321	2,849	-18.5%
New Listings	2,760	2,756	0.1%
Pending Inventory	1,201	1,437	-16.4%
Inventory (Active Listings)	771	1,514	-49.1%
Months Supply of Inventory	0.8	2.1	-61.9%



Quarterly Distressed Market - Q3 2021

Single-Family Homes

Sarasota County



		Q3 2021	Q3 2020	Percent Change Year-over-Year
Traditional	Closed Sales	2,518	2,685	-6.2%
	Median Sale Price	\$400,000	\$325,000	23.1%
Foreclosure/REO	Closed Sales	5	26	-80.8%
	Median Sale Price	\$288,000	\$221,500	30.0%
Short Sale	Closed Sales	9	14	-35.7%
	Median Sale Price	\$260,050	\$174,563	49.0%

