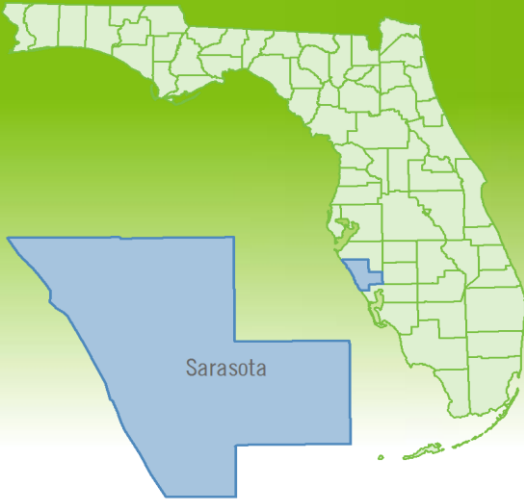


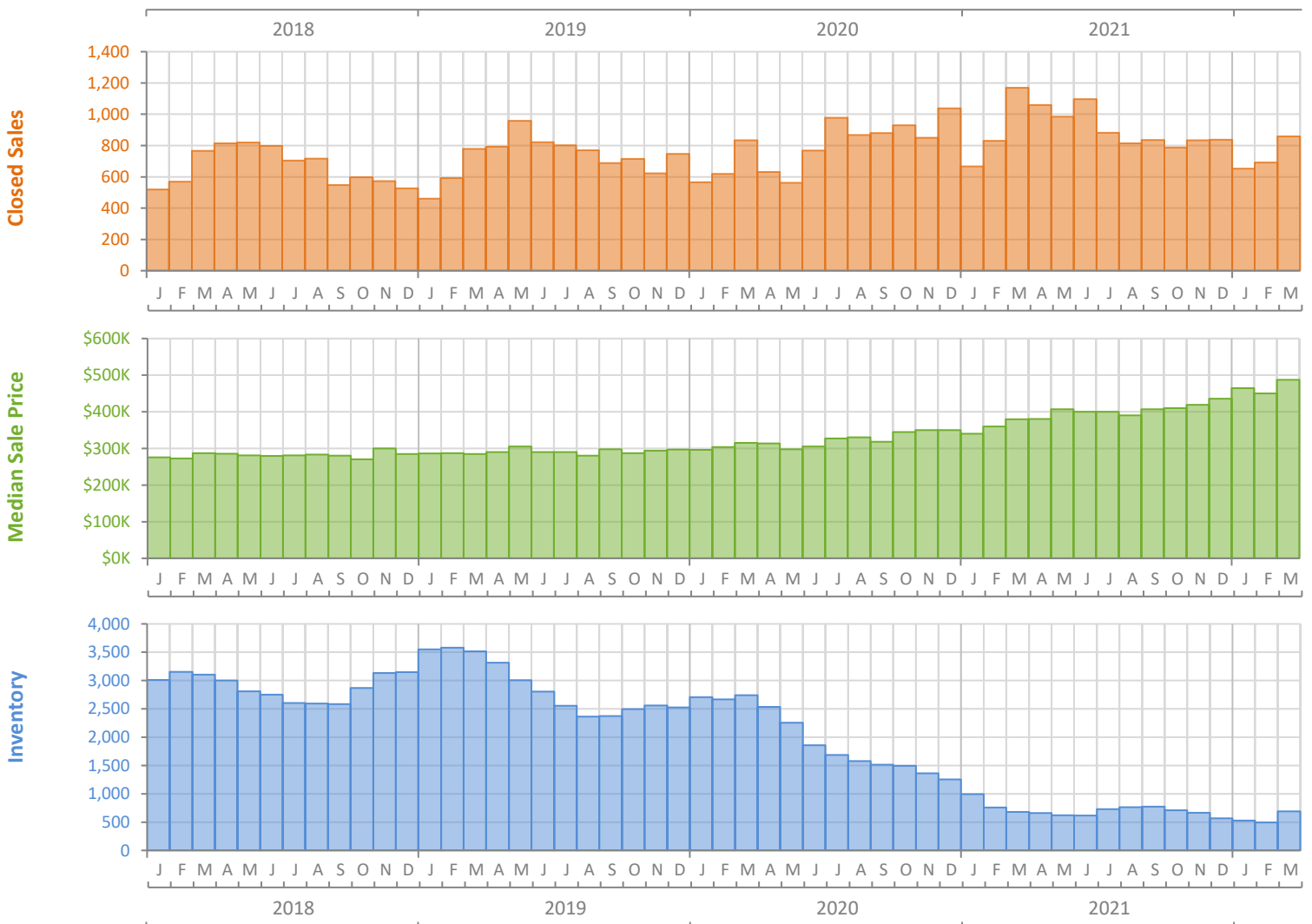
Monthly Market Summary - March 2022

Single-Family Homes

Sarasota County



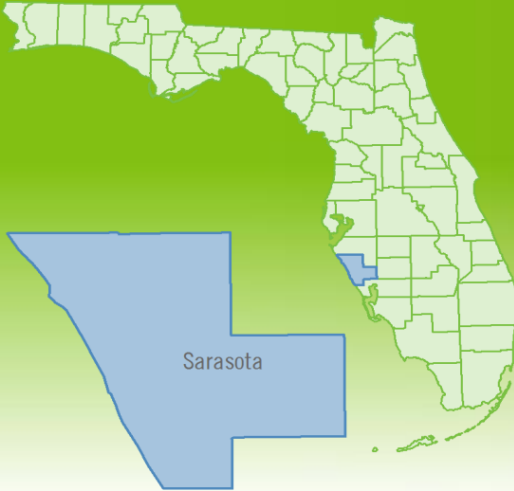
	March 2022	March 2021	Percent Change Year-over-Year
Closed Sales	859	1,169	-26.5%
Paid in Cash	433	493	-12.2%
Median Sale Price	\$487,500	\$379,695	28.4%
Average Sale Price	\$661,402	\$606,126	9.1%
Dollar Volume	\$568.1 Million	\$708.6 Million	-19.8%
Med. Pct. of Orig. List Price Received	100.0%	100.0%	0.0%
Median Time to Contract	5 Days	13 Days	-61.5%
Median Time to Sale	42 Days	56 Days	-25.0%
New Pending Sales	825	1,098	-24.9%
New Listings	1,105	1,075	2.8%
Pending Inventory	1,218	1,675	-27.3%
Inventory (Active Listings)	690	680	1.5%
Months Supply of Inventory	0.8	0.8	0.0%



Monthly Distressed Market - March 2022

Single-Family Homes

Sarasota County



		March 2022	March 2021	Percent Change Year-over-Year
Traditional	Closed Sales	855	1,165	-26.6%
	Median Sale Price	\$487,500	\$380,000	28.3%
Foreclosure/REO	Closed Sales	3	4	-25.0%
	Median Sale Price	\$516,000	\$253,800	103.3%
Short Sale	Closed Sales	1	0	N/A
	Median Sale Price	\$562,500	(No Sales)	N/A

