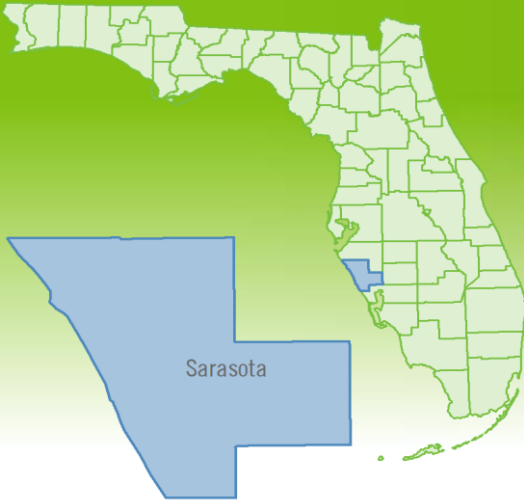


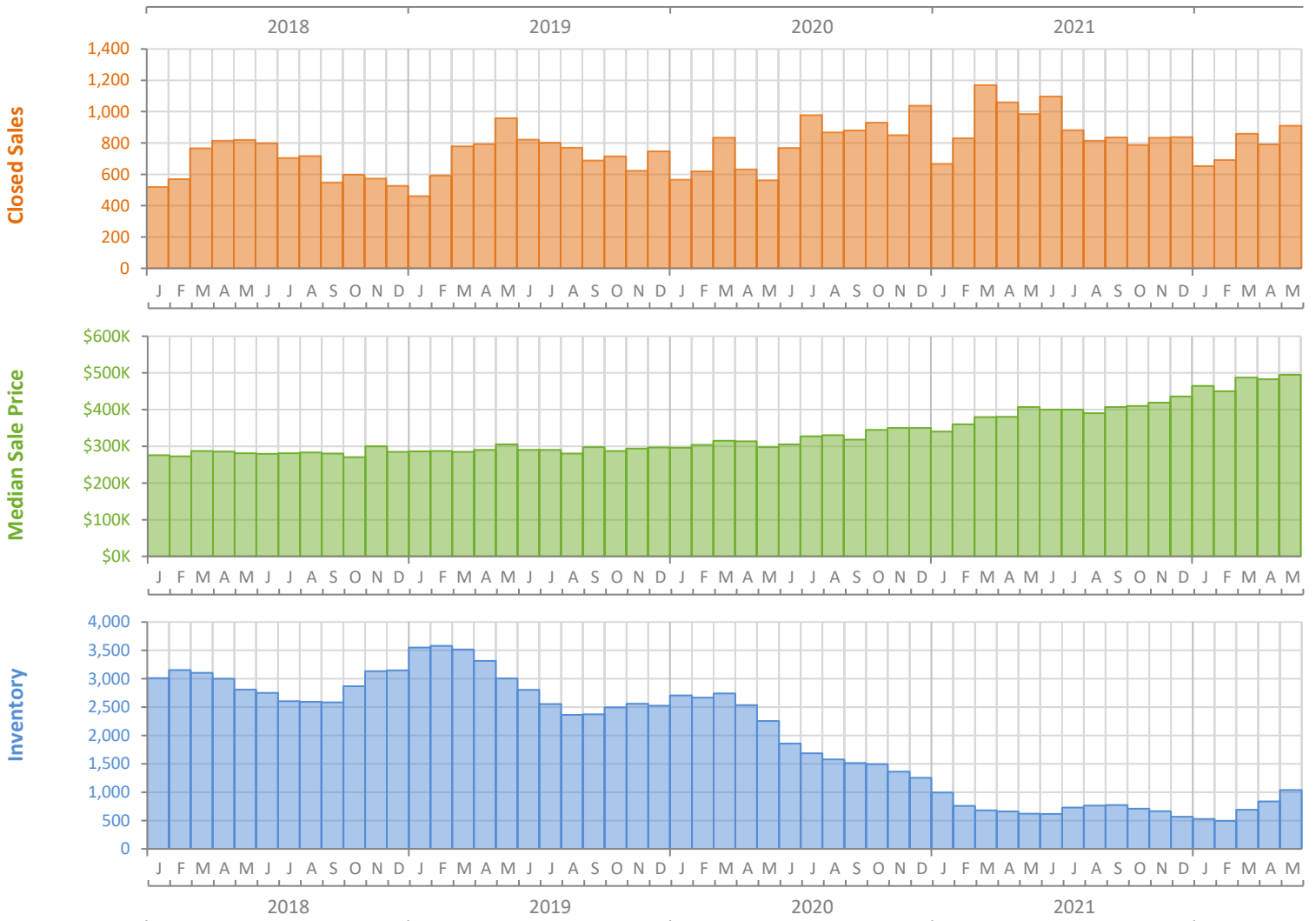
# Monthly Market Summary - May 2022

## Single-Family Homes

### Sarasota County



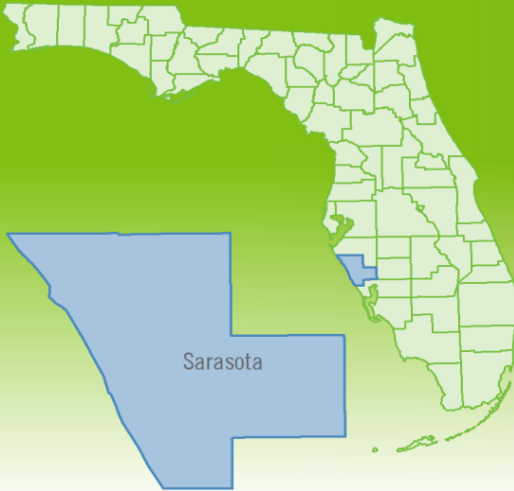
	May 2022	May 2021	Percent Change Year-over-Year
Closed Sales	910	985	-7.6%
Paid in Cash	466	442	5.4%
Median Sale Price	\$495,000	\$407,000	21.6%
Average Sale Price	\$686,846	\$593,764	15.7%
Dollar Volume	\$625.0 Million	\$584.9 Million	6.9%
Med. Pct. of Orig. List Price Received	100.0%	100.0%	0.0%
Median Time to Contract	6 Days	6 Days	0.0%
Median Time to Sale	43 Days	50 Days	-14.0%
New Pending Sales	812	930	-12.7%
New Listings	1,111	947	17.3%
Pending Inventory	1,231	1,568	-21.5%
Inventory (Active Listings)	1,038	620	67.4%
Months Supply of Inventory	1.2	0.7	71.4%



# Monthly Distressed Market - May 2022

## Single-Family Homes

### Sarasota County



		May 2022	May 2021	Percent Change Year-over-Year
Traditional	Closed Sales	907	975	-7.0%
	Median Sale Price	\$497,000	\$409,000	21.5%
Foreclosure/REO	Closed Sales	1	5	-80.0%
	Median Sale Price	\$156,000	\$250,000	-37.6%
Short Sale	Closed Sales	2	5	-60.0%
	Median Sale Price	\$375,875	\$341,800	10.0%

