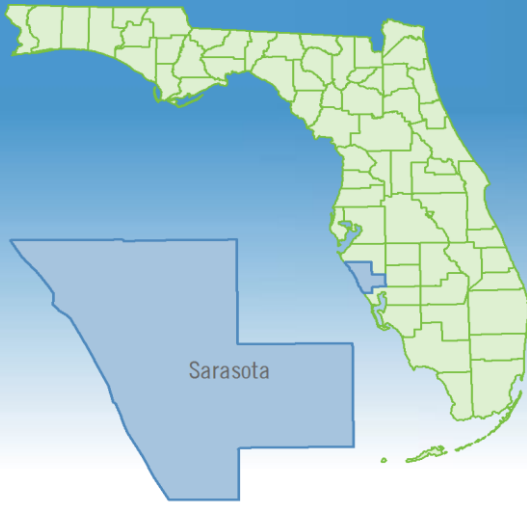


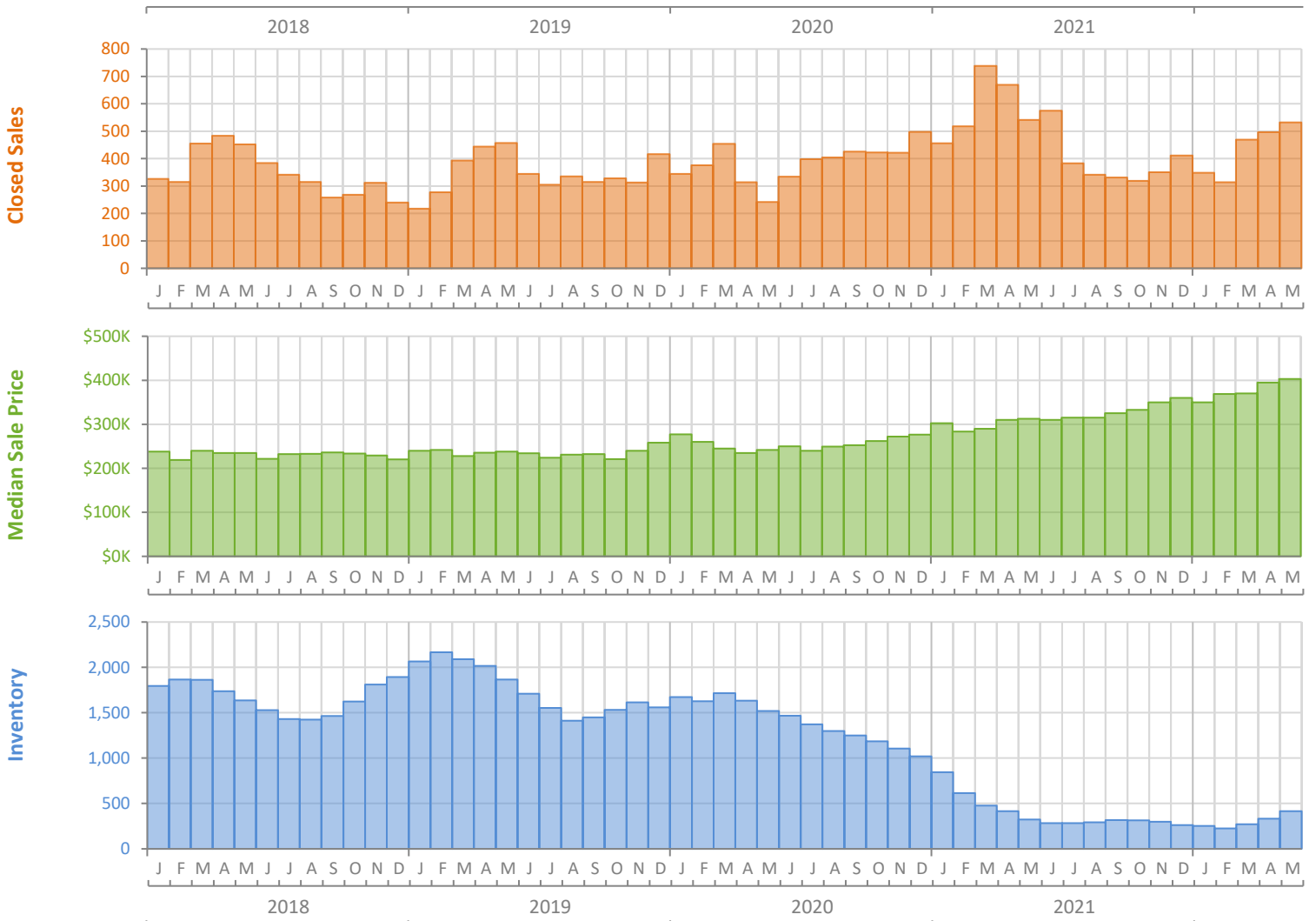
Monthly Market Summary - May 2022

Townhouses and Condos

Sarasota County



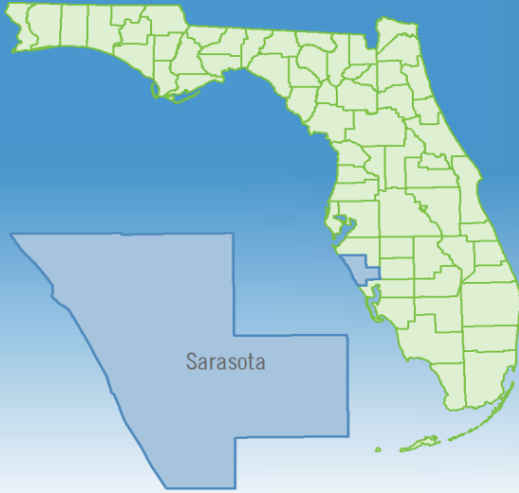
	May 2022	May 2021	Percent Change Year-over-Year
Closed Sales	532	541	-1.7%
Paid in Cash	363	316	14.9%
Median Sale Price	\$403,000	\$312,500	29.0%
Average Sale Price	\$578,037	\$582,924	-0.8%
Dollar Volume	\$307.5 Million	\$315.4 Million	-2.5%
Med. Pct. of Orig. List Price Received	100.0%	100.0%	0.0%
Median Time to Contract	5 Days	8 Days	-37.5%
Median Time to Sale	44 Days	56 Days	-21.4%
New Pending Sales	384	517	-25.7%
New Listings	479	437	9.6%
Pending Inventory	675	967	-30.2%
Inventory (Active Listings)	414	324	27.8%
Months Supply of Inventory	1.0	0.7	42.9%



Monthly Distressed Market - May 2022

Townhouses and Condos

Sarasota County



		May 2022	May 2021	Percent Change Year-over-Year
Traditional	Closed Sales	532	539	-1.3%
	Median Sale Price	\$403,000	\$314,990	27.9%
Foreclosure/REO	Closed Sales	0	1	-100.0%
	Median Sale Price	(No Sales)	\$126,000	N/A
Short Sale	Closed Sales	0	1	-100.0%
	Median Sale Price	(No Sales)	\$190,000	N/A

