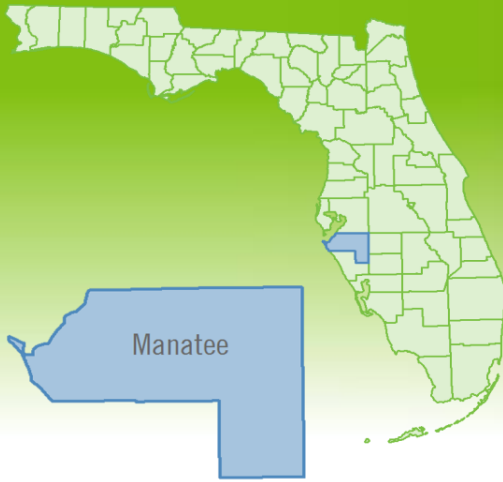


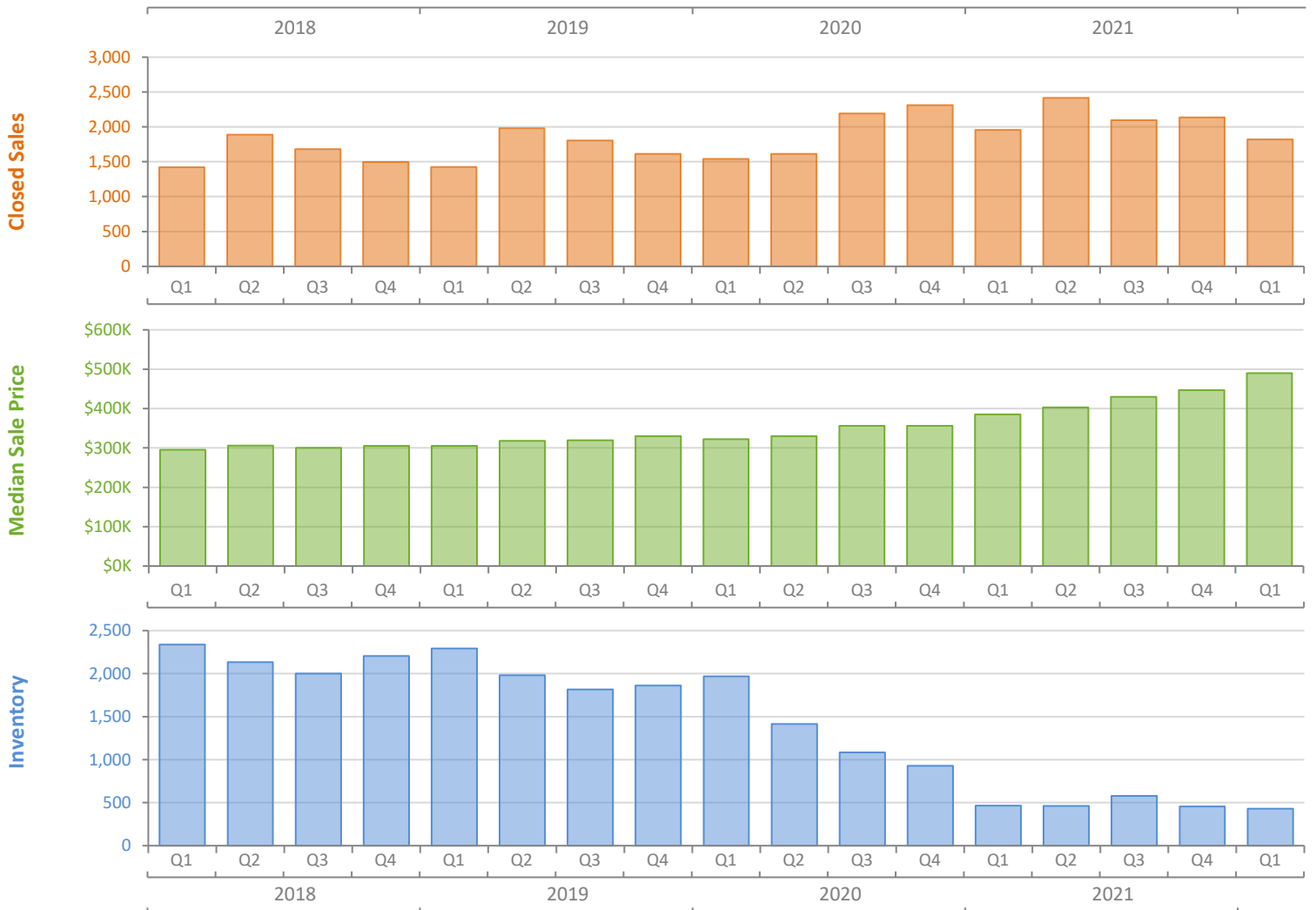
Quarterly Market Summary - Q1 2022

Single-Family Homes

Manatee County



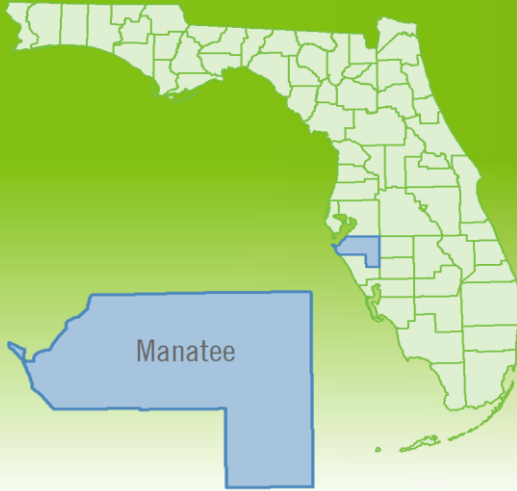
	Q1 2022	Q1 2021	Percent Change Year-over-Year
Closed Sales	1,822	1,958	-6.9%
Paid in Cash	690	624	10.6%
Median Sale Price	\$490,000	\$385,000	27.3%
Average Sale Price	\$674,013	\$534,602	26.1%
Dollar Volume	\$1.2 Billion	\$1.0 Billion	17.3%
Med. Pct. of Orig. List Price Received	100.0%	100.0%	0.0%
Median Time to Contract	6 Days	12 Days	-50.0%
Median Time to Sale	45 Days	59 Days	-23.7%
New Pending Sales	1,997	2,379	-16.1%
New Listings	2,272	2,069	9.8%
Pending Inventory	1,091	1,251	-12.8%
Inventory (Active Listings)	431	467	-7.7%
Months Supply of Inventory	0.6	0.7	-14.3%



Quarterly Distressed Market - Q1 2022

Single-Family Homes

Manatee County



		Q1 2022	Q1 2021	Percent Change Year-over-Year
Traditional	Closed Sales	1,820	1,942	-6.3%
	Median Sale Price	\$490,000	\$385,000	27.3%
Foreclosure/REO	Closed Sales	2	10	-80.0%
	Median Sale Price	\$331,000	\$314,000	5.4%
Short Sale	Closed Sales	0	6	-100.0%
	Median Sale Price	(No Sales)	\$338,450	N/A

