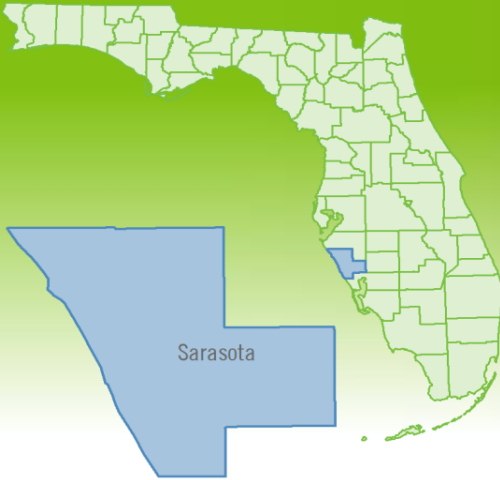


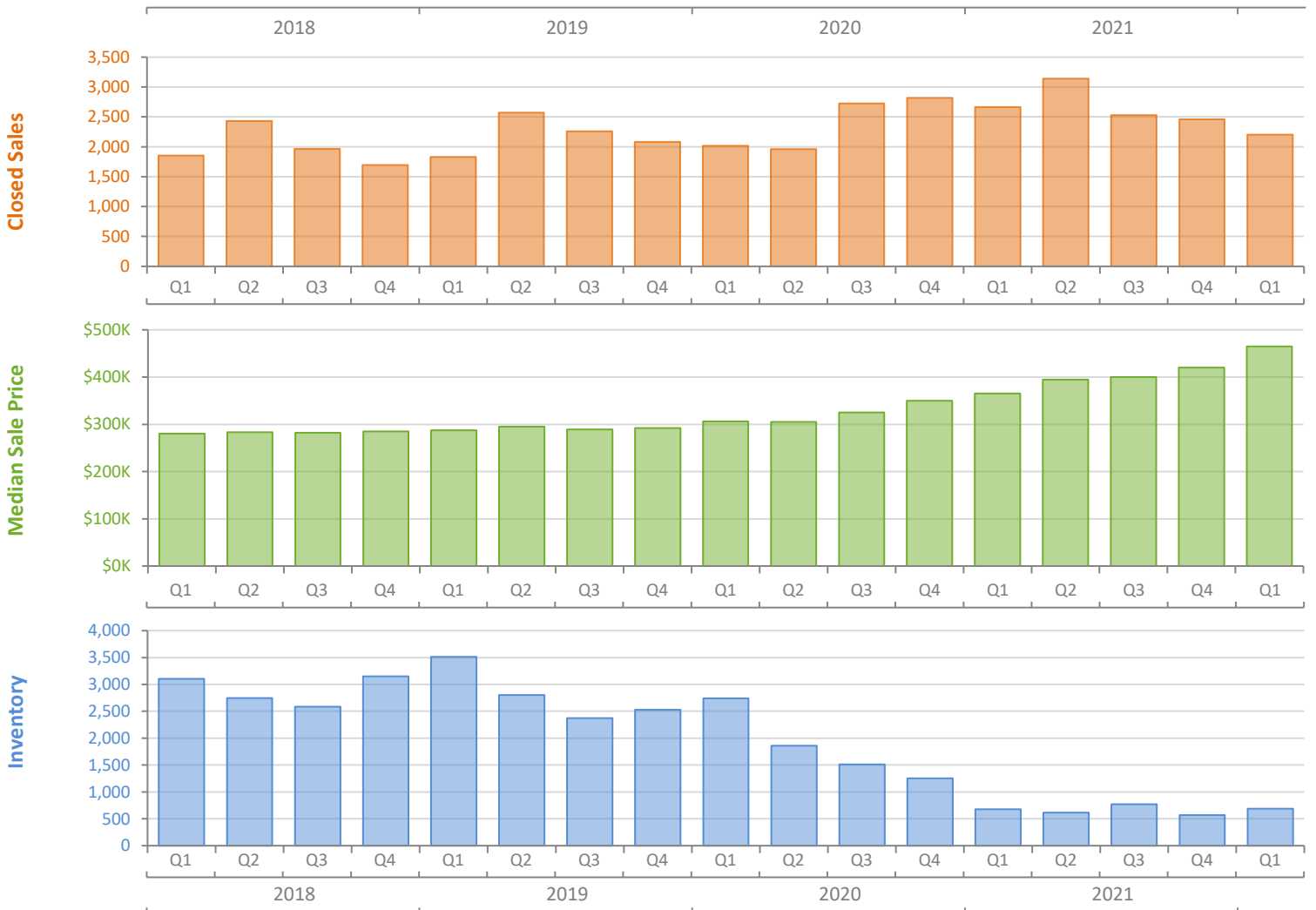
Quarterly Market Summary - Q1 2022

Single-Family Homes

Sarasota County



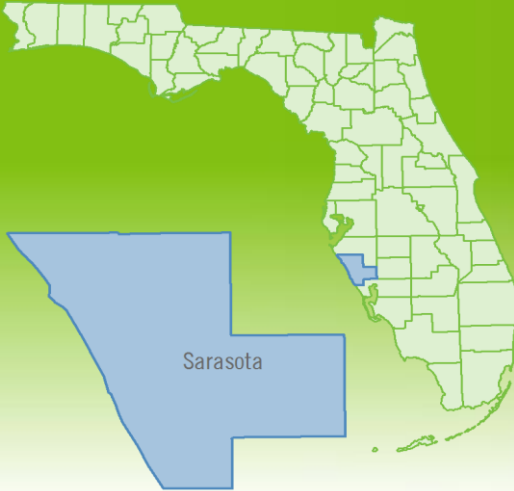
	Q1 2022	Q1 2021	Percent Change Year-over-Year
Closed Sales	2,203	2,666	-17.4%
Paid in Cash	1,084	1,127	-3.8%
Median Sale Price	\$465,115	\$365,000	27.4%
Average Sale Price	\$657,977	\$556,599	18.2%
Dollar Volume	\$1.4 Billion	\$1.5 Billion	-2.3%
Med. Pct. of Orig. List Price Received	100.0%	98.9%	1.1%
Median Time to Contract	6 Days	16 Days	-62.5%
Median Time to Sale	45 Days	62 Days	-27.4%
New Pending Sales	2,375	3,235	-26.6%
New Listings	2,704	2,816	-4.0%
Pending Inventory	1,218	1,675	-27.3%
Inventory (Active Listings)	690	680	1.5%
Months Supply of Inventory	0.8	0.8	0.0%



Quarterly Distressed Market - Q1 2022

Single-Family Homes

Sarasota County



		Q1 2022	Q1 2021	Percent Change Year-over-Year
Traditional	Closed Sales	2,193	2,654	-17.4%
	Median Sale Price	\$465,823	\$366,250	27.2%
Foreclosure/REO	Closed Sales	7	10	-30.0%
	Median Sale Price	\$475,000	\$195,000	143.6%
Short Sale	Closed Sales	3	2	50.0%
	Median Sale Price	\$316,000	\$203,200	55.5%

