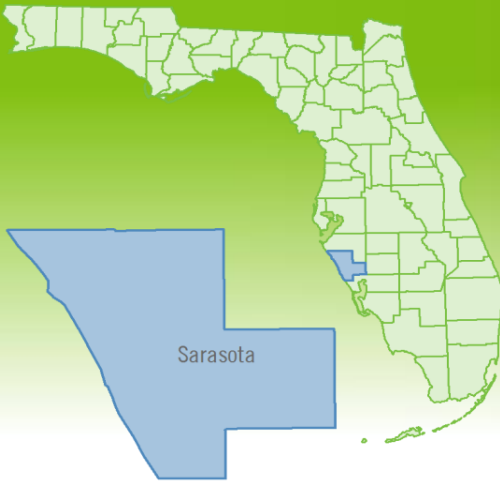


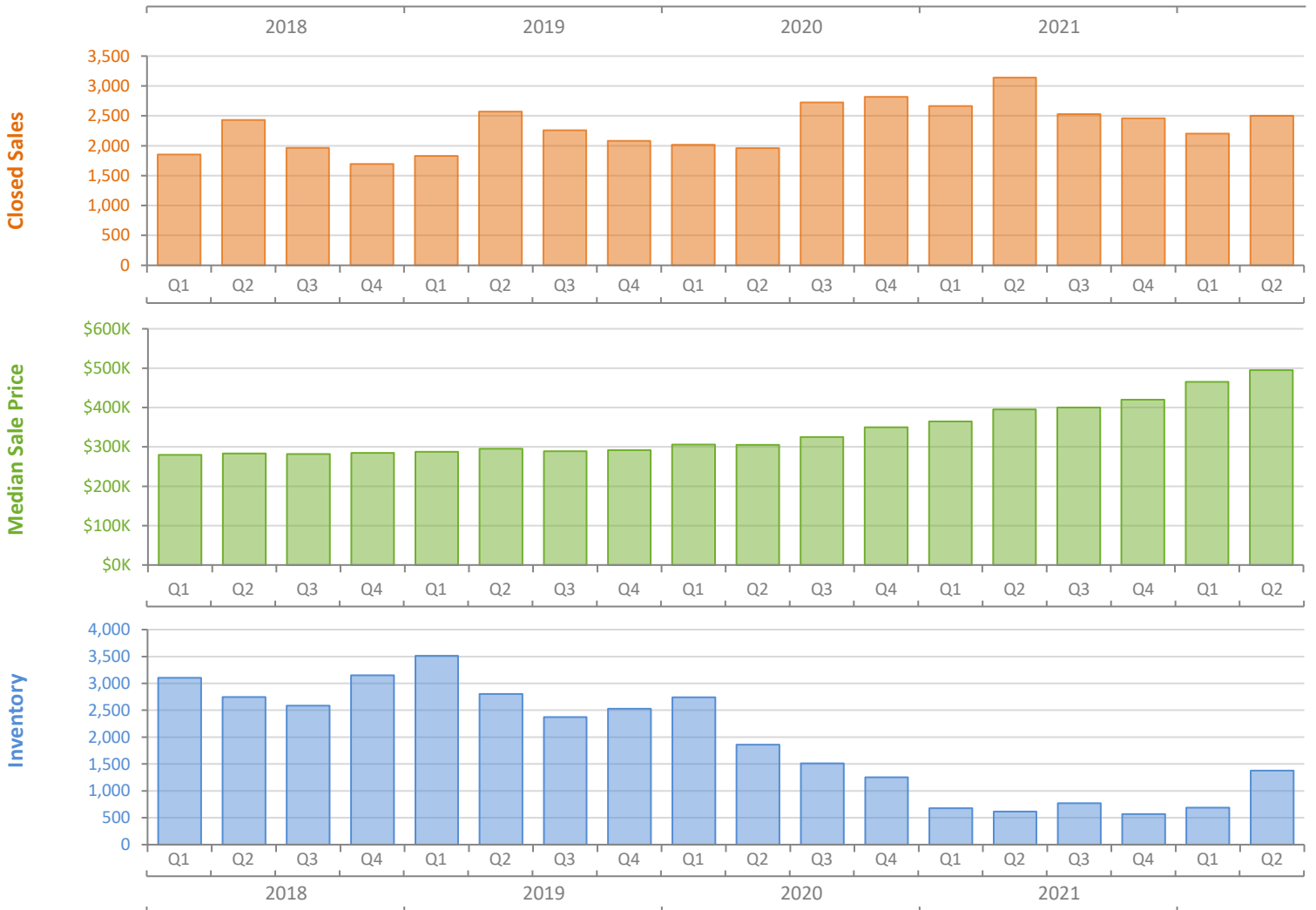
Quarterly Market Summary - Q2 2022

Single-Family Homes

Sarasota County



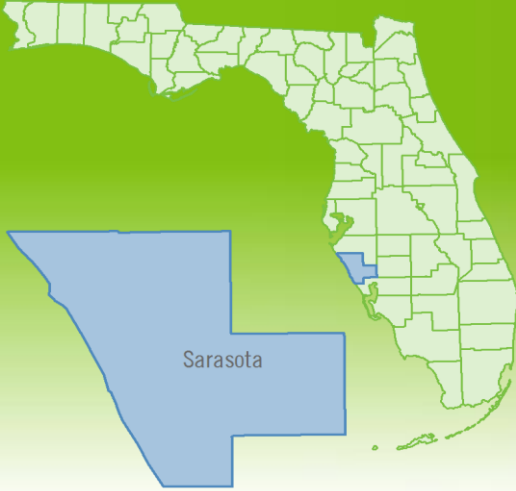
| | Q2 2022 | Q2 2021 | Percent Change Year-over-Year |
|--|---------------|---------------|-------------------------------|
| Closed Sales | 2,504 | 3,142 | -20.3% |
| Paid in Cash | 1,270 | 1,417 | -10.4% |
| Median Sale Price | \$495,000 | \$395,000 | 25.3% |
| Average Sale Price | \$704,415 | \$601,451 | 17.1% |
| Dollar Volume | \$1.8 Billion | \$1.9 Billion | -6.7% |
| Med. Pct. of Orig. List Price Received | 100.0% | 100.0% | 0.0% |
| Median Time to Contract | 6 Days | 6 Days | 0.0% |
| Median Time to Sale | 44 Days | 50 Days | -12.0% |
| New Pending Sales | 2,304 | 2,741 | -15.9% |
| New Listings | 3,306 | 2,882 | 14.7% |
| Pending Inventory | 1,061 | 1,330 | -20.2% |
| Inventory (Active Listings) | 1,377 | 617 | 123.2% |
| Months Supply of Inventory | 1.7 | 0.7 | 142.9% |



Quarterly Distressed Market - Q2 2022

Single-Family Homes

Sarasota County



| | | Q2 2022 | Q2 2021 | Percent Change Year-over-Year |
|-----------------|-------------------|-----------|-----------|-------------------------------|
| Traditional | Closed Sales | 2,485 | 3,121 | -20.4% |
| | Median Sale Price | \$495,022 | \$398,695 | 24.2% |
| Foreclosure/REO | Closed Sales | 8 | 12 | -33.3% |
| | Median Sale Price | \$300,000 | \$250,500 | 19.8% |
| Short Sale | Closed Sales | 11 | 9 | 22.2% |
| | Median Sale Price | \$310,000 | \$303,000 | 2.3% |

