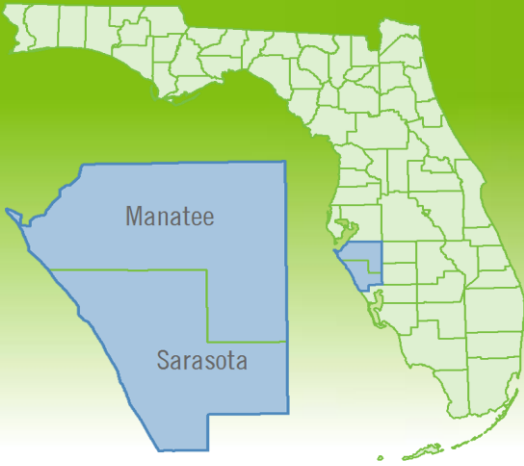


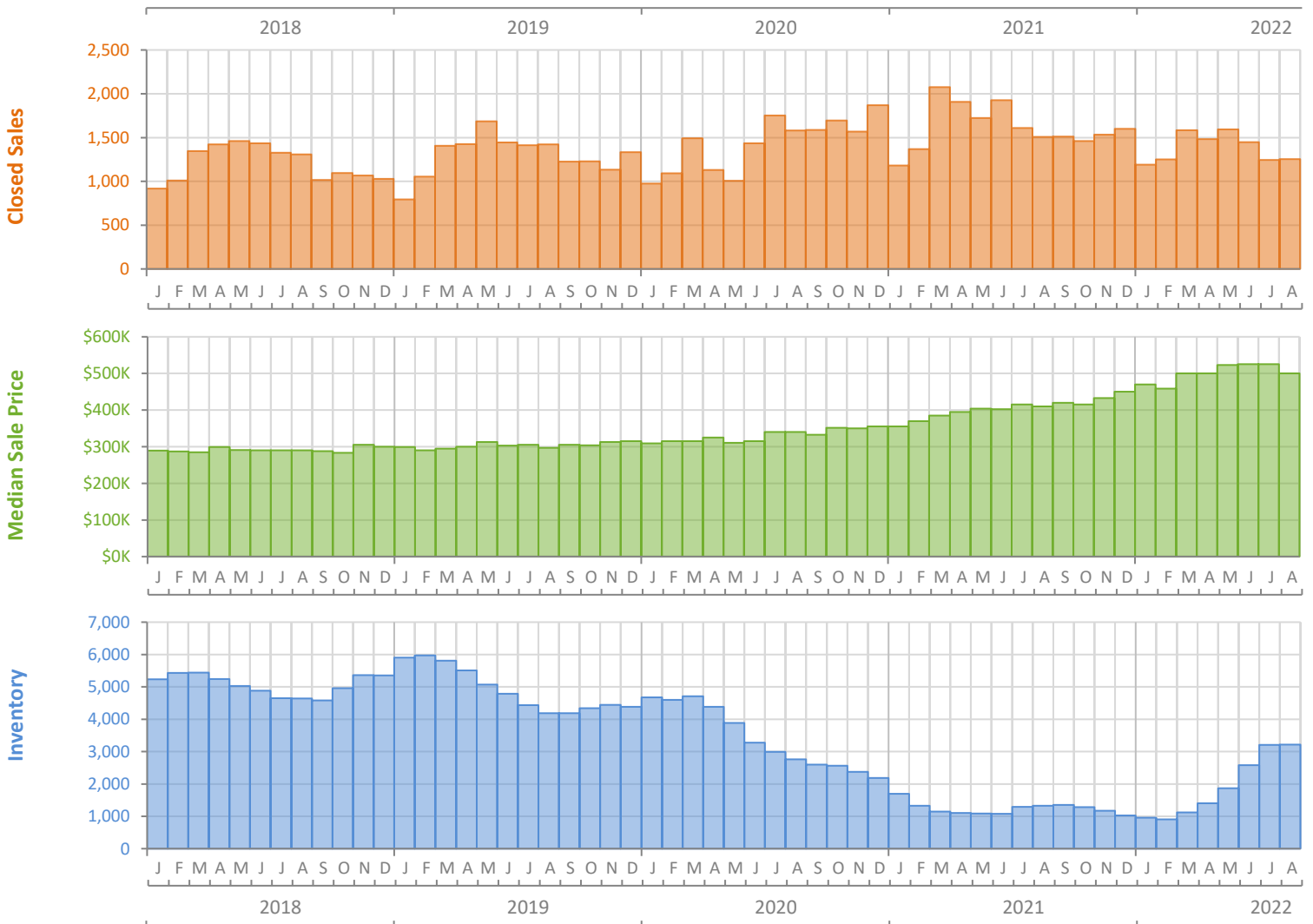
# Monthly Market Summary - August 2022

## Single-Family Homes

### North Port-Sarasota-Bradenton MSA



|  | August 2022     | August 2021     | Percent Change Year-over-Year |
|--|-----------------|-----------------|-------------------------------|
| Closed Sales                           | 1,254           | 1,509           | -16.9%                        |
| Paid in Cash                           | 483             | 618             | -21.8%                        |
| Median Sale Price                      | \$500,000       | \$409,900       | 22.0%                         |
| Average Sale Price                     | \$666,364       | \$566,610       | 17.6%                         |
| Dollar Volume                          | \$835.6 Million | \$855.0 Million | -2.3%                         |
| Med. Pct. of Orig. List Price Received | 98.0%           | 100.0%          | -2.0%                         |
| Median Time to Contract                | 14 Days         | 5 Days          | 180.0%                        |
| Median Time to Sale                    | 56 Days         | 47 Days         | 19.1%                         |
| New Pending Sales                      | 1,264           | 1,468           | -13.9%                        |
| New Listings                           | 1,555           | 1,692           | -8.1%                         |
| Pending Inventory                      | 1,962           | 2,222           | -11.7%                        |
| Inventory (Active Listings)            | 3,219           | 1,325           | 142.9%                        |
| Months Supply of Inventory             | 2.3             | 0.8             | 187.5%                        |

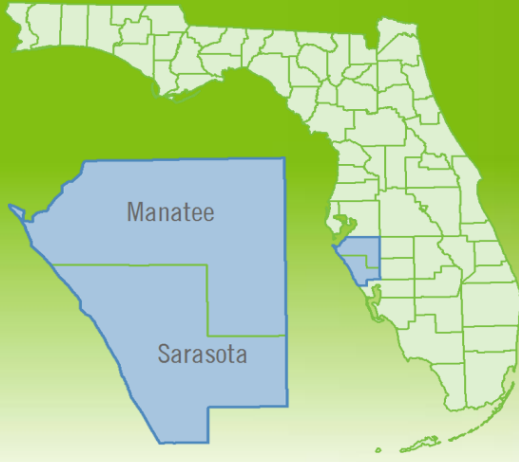


Produced by Florida REALTORS® with data provided by Florida's multiple listing services. Statistics for each month compiled from MLS feeds on the 15th day of the following month. Data released on Wednesday, September 21, 2022. Next data release is Thursday, October 20, 2022.

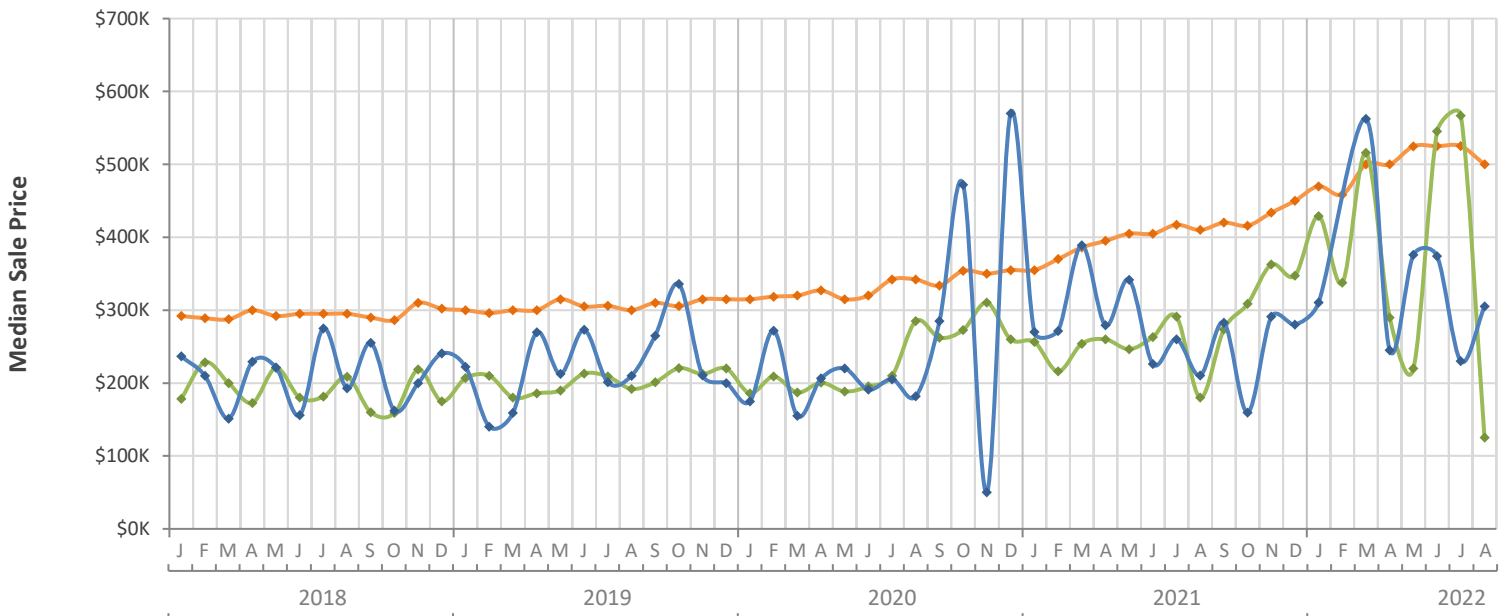
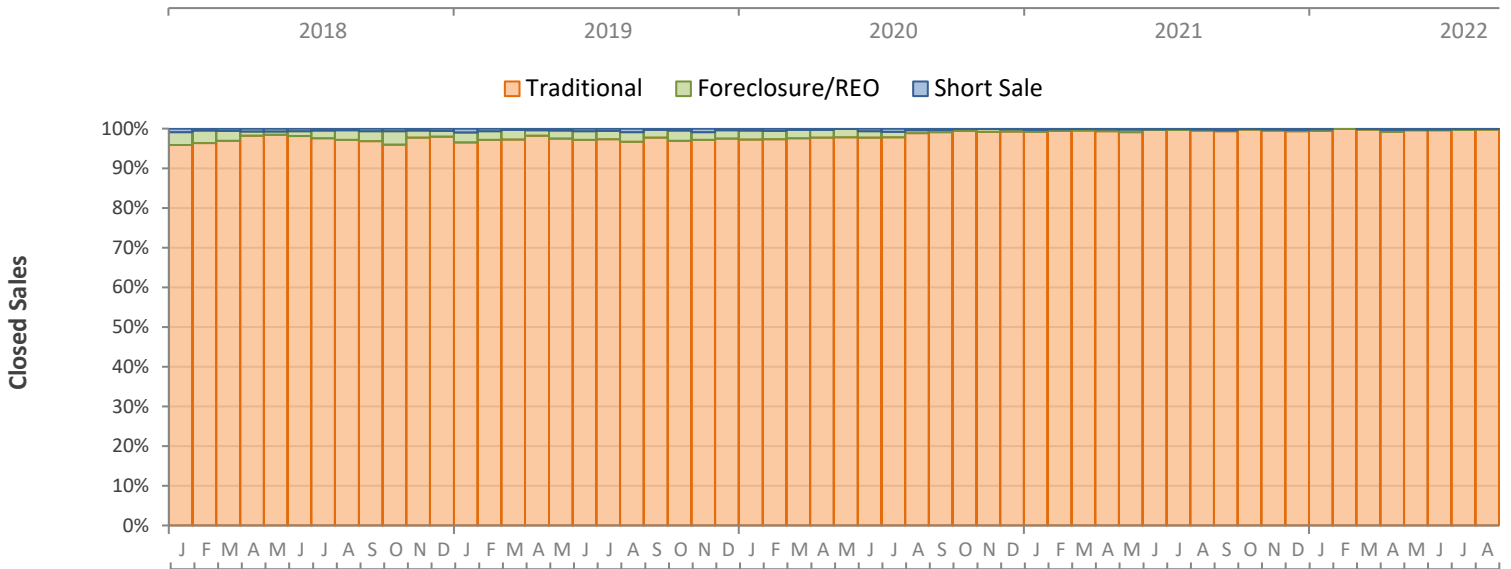
# Monthly Distressed Market - August 2022

## Single-Family Homes

### North Port-Sarasota-Bradenton MSA



|                 |                   | August 2022 | August 2021 | Percent Change Year-over-Year |
|-----------------|-------------------|-------------|-------------|-------------------------------|
| Traditional     | Closed Sales      | 1,251       | 1,502       | -16.7%                        |
|                 | Median Sale Price | \$500,000   | \$410,000   | 22.0%                         |
| Foreclosure/REO | Closed Sales      | 2           | 3           | -33.3%                        |
|                 | Median Sale Price | \$125,000   | \$180,000   | -30.6%                        |
| Short Sale      | Closed Sales      | 1           | 4           | -75.0%                        |
|                 | Median Sale Price | \$305,000   | \$210,500   | 44.9%                         |



Produced by Florida REALTORS® with data provided by Florida's multiple listing services. Statistics for each month compiled from MLS feeds on the 15th day of the following month. Data released on Wednesday, September 21, 2022. Next data release is Thursday, October 20, 2022.