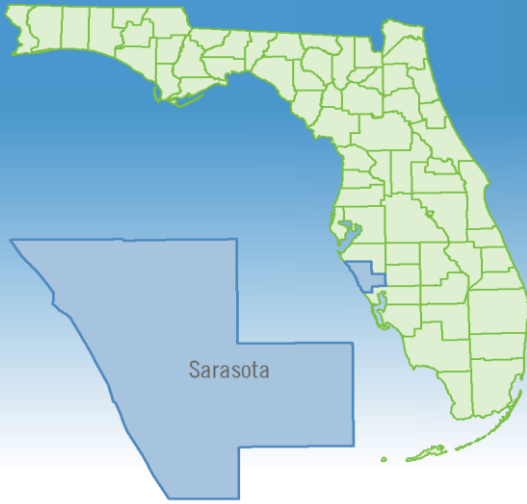


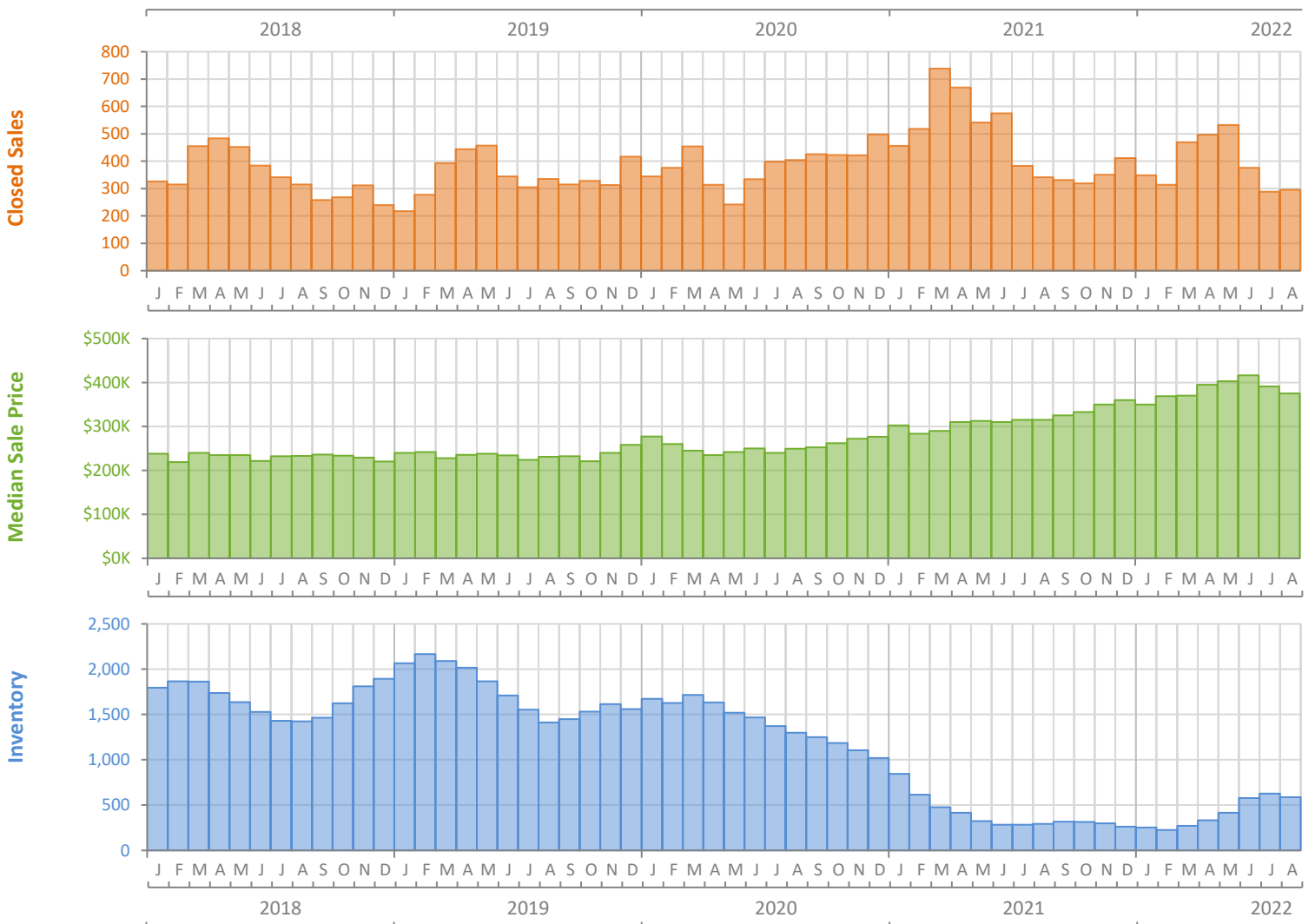
Monthly Market Summary - August 2022

Townhouses and Condos

Sarasota County



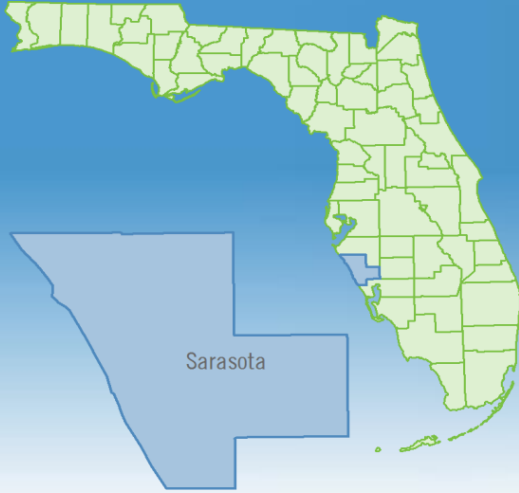
	August 2022	August 2021	Percent Change Year-over-Year
Closed Sales	296	341	-13.2%
Paid in Cash	176	218	-19.3%
Median Sale Price	\$375,000	\$315,000	19.0%
Average Sale Price	\$494,796	\$461,046	7.3%
Dollar Volume	\$146.5 Million	\$157.2 Million	-6.8%
Med. Pct. of Orig. List Price Received	98.3%	100.0%	-1.7%
Median Time to Contract	14 Days	6 Days	133.3%
Median Time to Sale	51 Days	48 Days	6.3%
New Pending Sales	309	332	-6.9%
New Listings	333	352	-5.4%
Pending Inventory	604	704	-14.2%
Inventory (Active Listings)	588	293	100.7%
Months Supply of Inventory	1.6	0.6	166.7%



Monthly Distressed Market - August 2022

Townhouses and Condos

Sarasota County



		August 2022	August 2021	Percent Change Year-over-Year
Traditional	Closed Sales	294	341	-13.8%
	Median Sale Price	\$375,000	\$315,000	19.0%
Foreclosure/REO	Closed Sales	2	0	N/A
	Median Sale Price	\$480,250	(No Sales)	N/A
Short Sale	Closed Sales	0	0	N/A
	Median Sale Price	(No Sales)	(No Sales)	N/A

