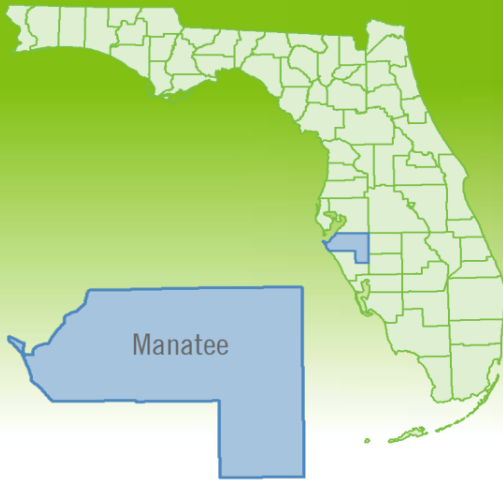


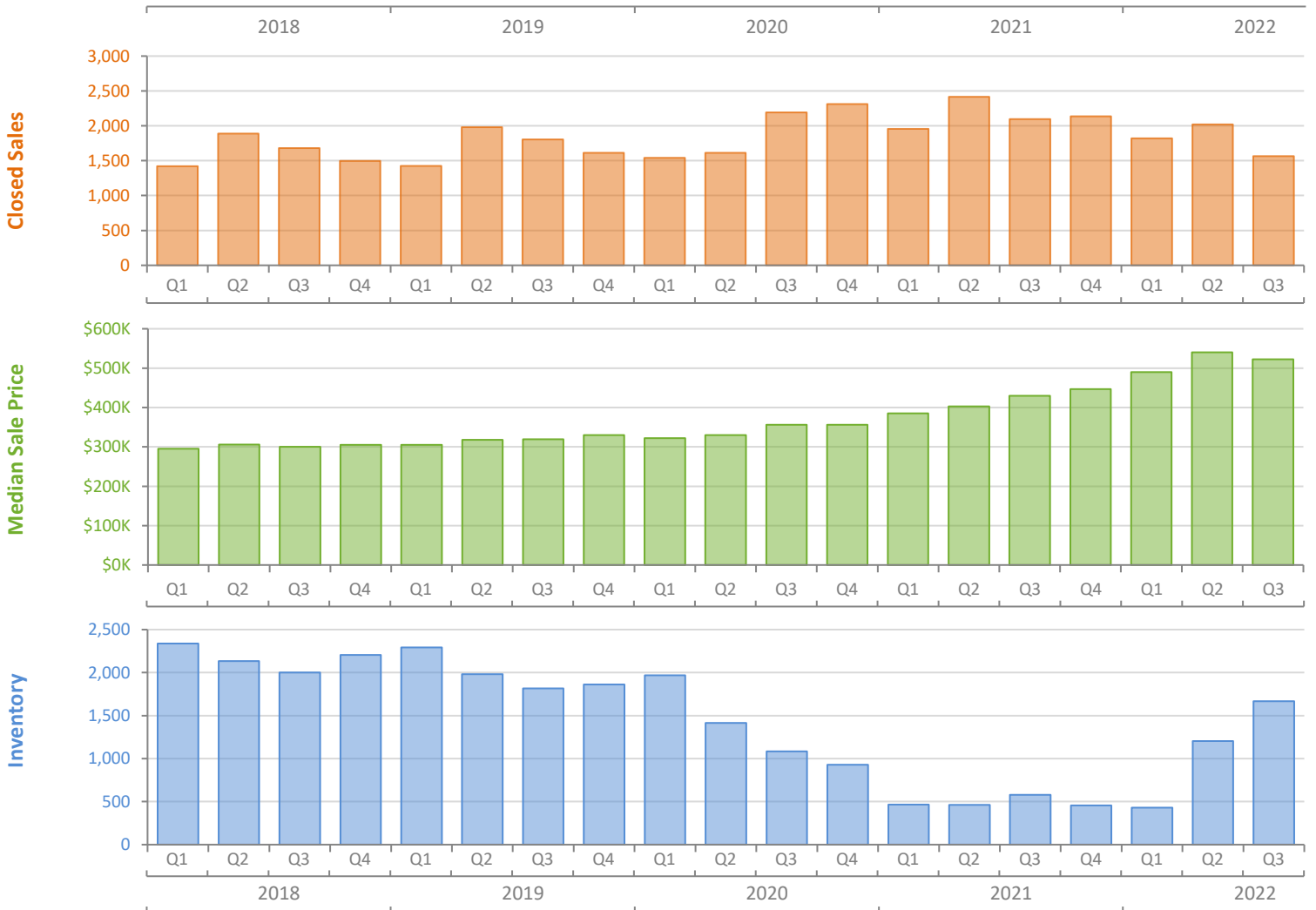
# Quarterly Market Summary - Q3 2022

## Single-Family Homes

### Manatee County



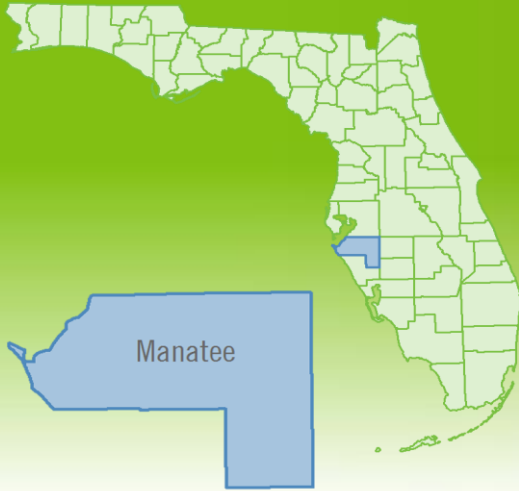
	Q3 2022	Q3 2021	Percent Change Year-over-Year
Closed Sales	1,565	2,098	-25.4%
Paid in Cash	521	790	-34.1%
Median Sale Price	\$522,785	\$430,000	21.6%
Average Sale Price	\$659,271	\$575,249	14.6%
Dollar Volume	\$1.0 Billion	\$1.2 Billion	-14.5%
Med. Pct. of Orig. List Price Received	98.8%	100.0%	-1.2%
Median Time to Contract	12 Days	6 Days	100.0%
Median Time to Sale	54 Days	47 Days	14.9%
New Pending Sales	1,650	1,856	-11.1%
New Listings	2,456	2,203	11.5%
Pending Inventory	999	949	5.3%
Inventory (Active Listings)	1,667	579	187.9%
Months Supply of Inventory	2.7	0.8	237.5%



# Quarterly Distressed Market - Q3 2022

## Single-Family Homes

### Manatee County



		Q3 2022	Q3 2021	Percent Change Year-over-Year
Traditional	Closed Sales	1,563	2,090	-25.2%
	Median Sale Price	\$523,200	\$430,000	21.7%
Foreclosure/REO	Closed Sales	2	6	-66.7%
	Median Sale Price	\$143,250	\$250,532	-42.8%
Short Sale	Closed Sales	0	2	-100.0%
	Median Sale Price	(No Sales)	\$177,500	N/A

